

# Product Datasheet

## **PINK1 Antibody (N4/15) - Chimeric - Azide and BSA Free NBP3-52369**

Unit Size: 100 ul

Store at 4C short term. Aliquot and store at -20C long term. Avoid freeze-thaw cycles.

[www.novusbio.com](http://www.novusbio.com)



[technical@novusbio.com](mailto:technical@novusbio.com)

Protocols, Publications, Related Products, Reviews, Research Tools and Images at:  
[www.novusbio.com/NBP3-52369](http://www.novusbio.com/NBP3-52369)

Updated 6/11/2026 v.20.1

**Earn rewards for product  
reviews and publications.**

Submit a publication at [www.novusbio.com/publications](http://www.novusbio.com/publications)

Submit a review at [www.novusbio.com/reviews/destination/NBP3-52369](http://www.novusbio.com/reviews/destination/NBP3-52369)



**NBP3-52369**

PINK1 Antibody (N4/15) - Chimeric - Azide and BSA Free

Product Information	
Unit Size	100 ul
Concentration	1 mg/ml
Storage	Store at 4C short term. Aliquot and store at -20C long term. Avoid freeze-thaw cycles.
Clonality	Monoclonal
Clone	N4/15
Preservative	No Preservative
Isotype	IgY
Purity	Affinity purified
Buffer	PBS
Target Molecular Weight	63 kDa

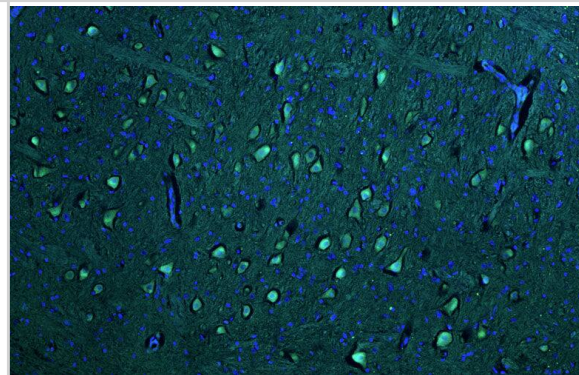
Product Description	
Description	This recombinant antibody is a chimeric antibody created by replacing the mouse heavy and light constant regions of clone N4/15 with chicken IgY heavy and light constant regions. As such this antibody retains the same binding performance as the original clone N4/15 but can be detected using standard anti-chicken secondary antibodies allowing flexibility for multiplexing applications. This antibody is expressed recombinantly in HEK293 cells and then affinity purified from the cell culture media.
Host	Chicken
Gene ID	65018
Gene Symbol	PINK1
Species	Human, Mouse, Rat
Immunogen	Fusion protein amino acids 112-496 of human PINK1 (Accession#: NP_115785) produced recombinantly in E. Coli

Product Application Details	
Applications	Western Blot, ELISA, Immunocytochemistry/ Immunofluorescence, Immunohistochemistry
Recommended Dilutions	Western Blot, ELISA, Immunohistochemistry 1:200-1:1000, Immunocytochemistry/ Immunofluorescence 1:200-1:1000

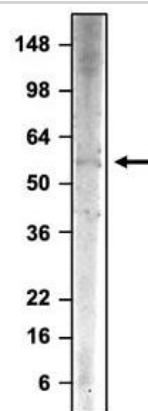


## Images

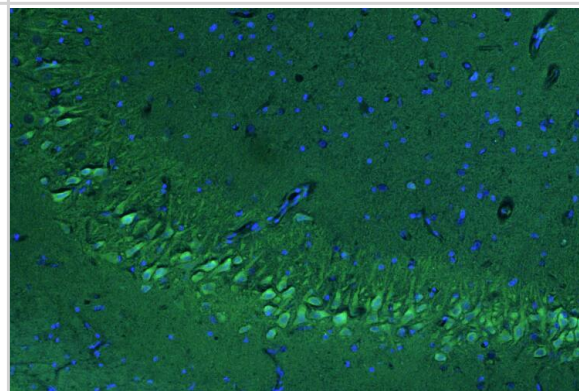
Representative section of formalin fixed, paraffin-embedded rat brain stem neurons stained by NBP3-52368 (the BSA Free version of this antibody) using goat anti-chicken IgY secondary antibody (visualized in green). DAPI nuclear stain (blue) shows cell nuclei.



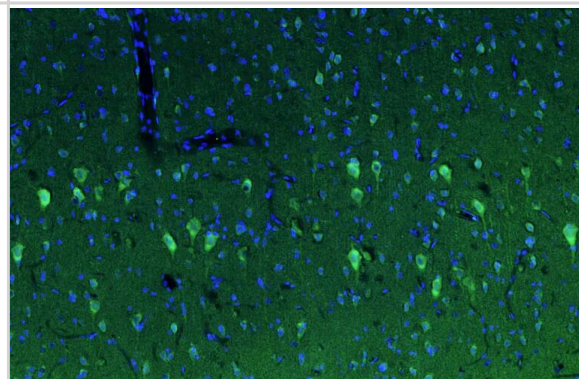
Western blotting of rat whole brain homogenate with NBP3-52368 (the BSA Free version of this antibody), and was detected with anti-chicken-HRP. This antibody recognizes endogenous PINK1 protein in rat whole brain homogenate.



Representative section of formalin fixed, paraffin-embedded rat brain hippocampus stained by NBP3-52368 (the BSA Free version of this antibody) using goat anti-chicken IgY secondary antibody (visualized in green). DAPI nuclear stain (blue) shows cell nuclei.



Representative section of formalin fixed, paraffin-embedded rat brain cortex stained by NBP3-52368 (the BSA Free version of this antibody) using goat anti-chicken IgY secondary antibody (visualized in green). DAPI nuclear stain (blue) shows cell nuclei.





### **Novus Biologicals USA**

10730 E. Briarwood Avenue  
Centennial, CO 80112  
USA  
Phone: 303.730.1950  
Toll Free: 1.888.506.6887  
Fax: 303.730.1966  
nb-customerservice@bio-techne.com

### **Bio-Techne Canada**

21 Canmotor Ave  
Toronto, ON M8Z 4E6  
Canada  
Phone: 905.827.6400  
Toll Free: 855.668.8722  
Fax: 905.827.6402  
canada.inquires@bio-techne.com

### **Bio-Techne Ltd**

19 Barton Lane  
Abingdon Science Park  
Abingdon, OX14 3NB, United Kingdom  
Phone: (44) (0) 1235 529449  
Free Phone: 0800 37 34 15  
Fax: (44) (0) 1235 533420  
info.EMEA@bio-techne.com

### **General Contact Information**

www.novusbio.com  
Technical Support: nb-technical@bio-techne.com  
Orders: nb-customerservice@bio-techne.com  
General: novus@novusbio.com

### **Products Related to NBP3-52369**

---

BAF010	Goat anti-Chicken IgY Secondary Antibody [Biotin]
NB7276	Goat anti-Chicken IgM Heavy Chain Secondary Antibody
BC100-494PEP	PINK1 Antibody Blocking Peptide
NB100-493PEP	PINK1 Antibody Blocking Peptide

---

### **Limitations**

This product is for research use only and is not approved for use in humans or in clinical diagnosis. Primary Antibodies are guaranteed for 1 year from date of receipt.

For more information on our 100% guarantee, please visit [www.novusbio.com/guarantee](http://www.novusbio.com/guarantee)

Earn gift cards/discounts by submitting a review: [www.novusbio.com/reviews/submit/NBP3-52369](http://www.novusbio.com/reviews/submit/NBP3-52369)

Earn gift cards/discounts by submitting a publication using this product:  
[www.novusbio.com/publications](http://www.novusbio.com/publications)

