

# Product Datasheet

## **NMDAR2A Antibody (N327/95) - Chimeric - Azide and BSA Free** **NBP3-52361**

Unit Size: 100 ul

Store at 4C short term. Aliquot and store at -20C long term. Avoid freeze-thaw cycles.

[www.novusbio.com](http://www.novusbio.com)



[technical@novusbio.com](mailto:technical@novusbio.com)

Protocols, Publications, Related Products, Reviews, Research Tools and Images at:  
[www.novusbio.com/NBP3-52361](http://www.novusbio.com/NBP3-52361)

Updated 6/11/2026 v.20.1

Earn rewards for product reviews and publications.

Submit a publication at [www.novusbio.com/publications](http://www.novusbio.com/publications)

Submit a review at [www.novusbio.com/reviews/destination/NBP3-52361](http://www.novusbio.com/reviews/destination/NBP3-52361)



**NBP3-52361**

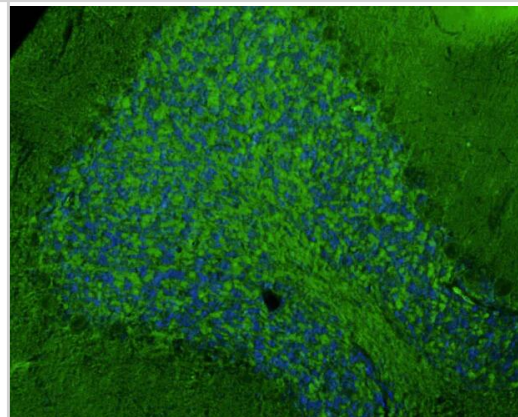
NMDAR2A Antibody (N327/95) - Chimeric - Azide and BSA Free

<b>Product Information</b>	
<b>Unit Size</b>	100 ul
<b>Concentration</b>	1 mg/ml
<b>Storage</b>	Store at 4C short term. Aliquot and store at -20C long term. Avoid freeze-thaw cycles.
<b>Clonality</b>	Monoclonal
<b>Clone</b>	N327/95
<b>Preservative</b>	No Preservative
<b>Isotype</b>	IgY
<b>Purity</b>	Affinity purified
<b>Buffer</b>	PBS
<b>Target Molecular Weight</b>	170 kDa
<b>Product Description</b>	
<b>Description</b>	This recombinant antibody is a chimeric antibody created by replacing the mouse heavy and light constant regions of clone N327/95 with chicken IgY heavy and light constant regions. As such this antibody retains the same binding performance as the original clone N327/95 but can be detected using standard anti-chicken secondary antibodies allowing flexibility for multiplexing applications. This antibody is expressed recombinantly in HEK293 cells and then affinity purified from the cell culture media and buffer exchanged into 1X PBS.
<b>Host</b>	Chicken
<b>Gene ID</b>	2903
<b>Gene Symbol</b>	GRIN2A
<b>Species</b>	Human, Mouse, Rat, Rabbit
<b>Specificity/Sensitivity</b>	Does not cross-react with GluN2B/NR2B
<b>Immunogen</b>	Fusion protein amino acids 75-325 (extracellular N-terminus) of rat NMDAR2A (Uniprot#: Q00959) produced recombinantly in E. Coli
<b>Product Application Details</b>	
<b>Applications</b>	Western Blot, Immunohistochemistry-Paraffin, ELISA, Immunocytochemistry/Immunofluorescence
<b>Recommended Dilutions</b>	Western Blot 1:500-1:1000, ELISA, Immunocytochemistry/Immunofluorescence 1:500-1:1000, Immunohistochemistry-Paraffin 1:500-1:1000




## Images

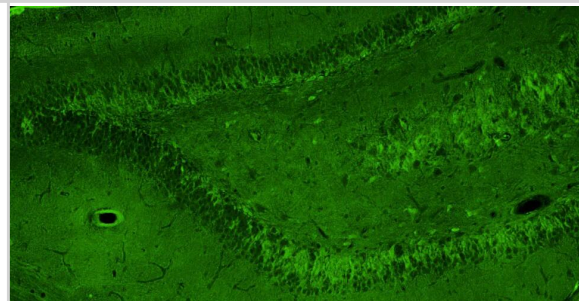
Representative section of formalin fixed, paraffin-embedded rat brain cerebellum showing cells stained by NBP3-52360 (the BSA Free version of this antibody) (green) using goat anti-chicken IgY secondary antibody. DAPI nuclear stain (blue) shows cell nuclei.



Western blotting of rat brain membrane with NBP3-52360 (the BSA Free version of this antibody). The antibody was detected with anti-chicken-HRP and recognizes endogenous NMDAR2A in the rat brain membrane fraction at ~170 kDa.



Representative section of formalin fixed, paraffin-embedded rat brain hippocampus showing cells stained by NBP3-52360 (the BSA Free version of this antibody) (green) using goat anti-chicken IgY secondary antibody.





### **Novus Biologicals USA**

10730 E. Briarwood Avenue  
Centennial, CO 80112  
USA  
Phone: 303.730.1950  
Toll Free: 1.888.506.6887  
Fax: 303.730.1966  
nb-customerservice@bio-techne.com

### **Bio-Techne Canada**

21 Canmotor Ave  
Toronto, ON M8Z 4E6  
Canada  
Phone: 905.827.6400  
Toll Free: 855.668.8722  
Fax: 905.827.6402  
canada.inquires@bio-techne.com

### **Bio-Techne Ltd**

19 Barton Lane  
Abingdon Science Park  
Abingdon, OX14 3NB, United Kingdom  
Phone: (44) (0) 1235 529449  
Free Phone: 0800 37 34 15  
Fax: (44) (0) 1235 533420  
info.EMEA@bio-techne.com

### **General Contact Information**

www.novusbio.com  
Technical Support: nb-technical@bio-techne.com  
Orders: nb-customerservice@bio-techne.com  
General: novus@novusbio.com

### **Products Related to NBP3-52361**

---

BAF010	Goat anti-Chicken IgY Secondary Antibody [Biotin]
NB7276	Goat anti-Chicken IgM Heavy Chain Secondary Antibody
DBD00	BDNF [HRP]
NBP2-82196	Human NMDAR2A ELISA Kit (Colorimetric)

---

### **Limitations**

This product is for research use only and is not approved for use in humans or in clinical diagnosis. Primary Antibodies are guaranteed for 1 year from date of receipt.

For more information on our 100% guarantee, please visit [www.novusbio.com/guarantee](http://www.novusbio.com/guarantee)

Earn gift cards/discounts by submitting a review: [www.novusbio.com/reviews/submit/NBP3-52361](http://www.novusbio.com/reviews/submit/NBP3-52361)

Earn gift cards/discounts by submitting a publication using this product:  
[www.novusbio.com/publications](http://www.novusbio.com/publications)

