

Product Datasheet

Lysine (K)-specific Demethylase 5B/KDM5B/JARID1B Antibody (CL1129) - Azide and BSA Free NBP3-43901

Unit Size: 100 ug

Store at 4C short term. Aliquot and store at -20C long term. Avoid freeze-thaw cycles.

www.novusbio.com



technical@novusbio.com

Protocols, Publications, Related Products, Reviews, Research Tools and Images at:
www.novusbio.com/NBP3-43901

Updated 3/13/2025 v.20.1

Earn rewards for product
reviews and publications.

Submit a publication at www.novusbio.com/publications

Submit a review at www.novusbio.com/reviews/destination/NBP3-43901



NBP3-43901

Lysine (K)-specific Demethylase 5B/KDM5B/JARID1B Antibody (CL1129) - Azide and BSA Free

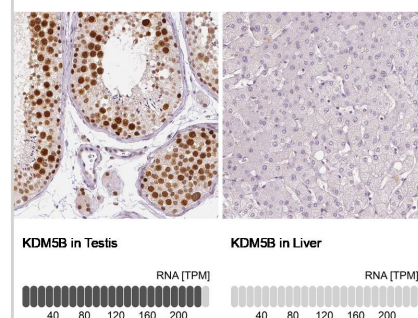
Product Information	
Unit Size	100 ug
Concentration	LYOPH mg/ml
Storage	Store at 4C short term. Aliquot and store at -20C long term. Avoid freeze-thaw cycles.
Clonality	Monoclonal
Clone	CL1129
Preservative	No Preservative
Reconstitution Instructions	Centrifuge the vial of lyophilized antibody at 12,000 x g for 20 seconds. Reconstitute by adding sterile, distilled water to achieve a final antibody concentration of 1mg/ml.
Isotype	IgG1
Purity	Protein A purified
Buffer	Lyophilized from a 0.2 um filtered solution in PBS with Trehalose

Product Description	
Host	Mouse
Gene ID	10765
Gene Symbol	KDM5B
Species	Human
Immunogen	This antibody was generated using a recombinant protein sequence of Q9UGL1, with the exact immunogen sequence remaining proprietary.

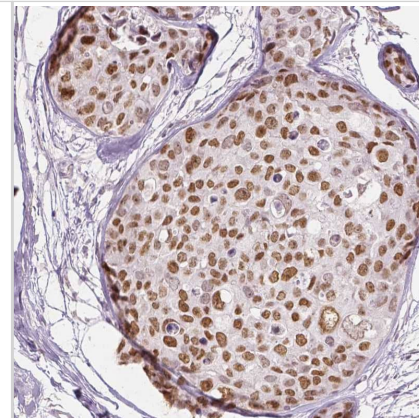
Product Application Details	
Applications	Western Blot, Immunocytochemistry/ Immunofluorescence, Immunohistochemistry-Paraffin
Recommended Dilutions	Western Blot 1 ug/ml, Immunocytochemistry/ Immunofluorescence 2-10 ug/ml, Immunohistochemistry-Paraffin 1:50 - 1:200
Application Notes	For IHC-Paraffin, HIER pH 6 retrieval is recommended. For Immunocytochemistry/ Immunofluorescence/IF, PFA/Triton X-100 is recommended for fixation/permeabilization.

Images

Analysis in human testis and liver tissues using NBP3-43901 antibody. Corresponding Lysine (K)-specific Demethylase 5B/KDM5B/JARID1B RNA-seq data are presented for the same tissues.



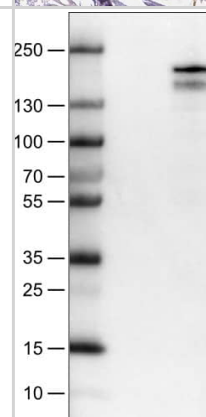
Staining of human breast cancer shows moderate nuclear positivity in tumor cells.



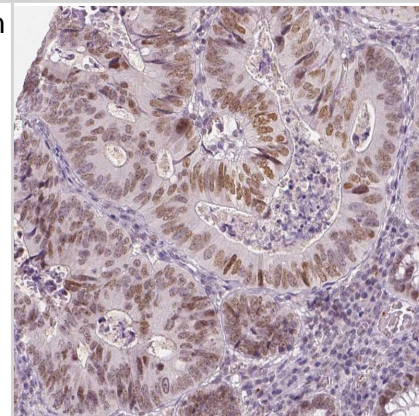
Lane 1: Marker [kDa]

Lane 2: Negative control (vector only transfected HEK293T lysate)

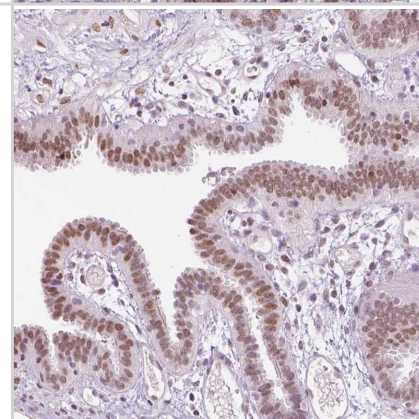
Lane 3: Lysine (K)-specific Demethylase 5B/KDM5B/JARID1B Over-expression Lysate (Co-expressed with a C-terminal myc-DDK tag (~3.1 kDa) in mammalian HEK293T cells)



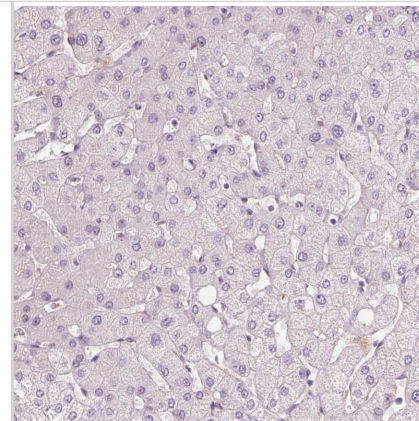
Staining of human colorectal cancer shows moderate nuclear positivity in tumor cells.



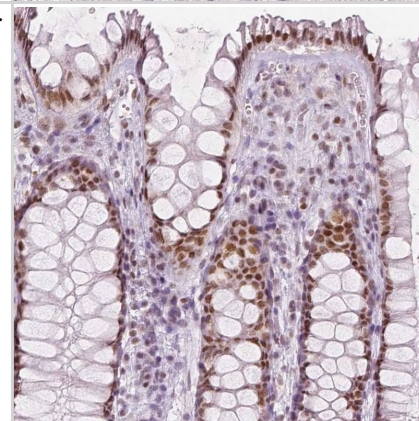
Staining of human fallopian tube shows moderate nuclear positivity in glandular cells.



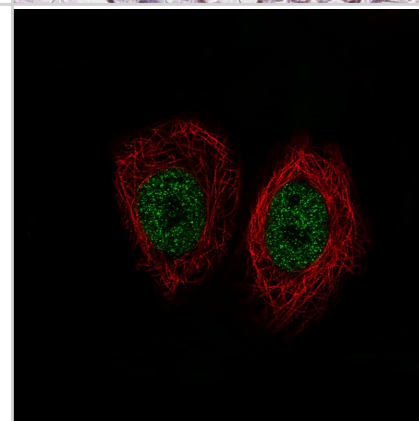
Staining of human liver shows no positivity in hepatocytes as expected.



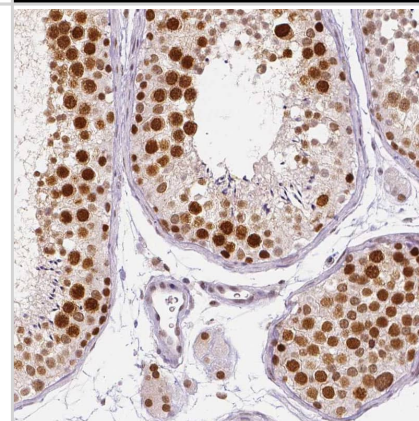
Staining of human rectum shows moderate nuclear positivity in glandular cells.



Staining of MCF7 cells using the Anti-Lysine (K)-specific Demethylase 5B/KDM5B/JARID1B monoclonal antibody .



Staining of human testis shows strong nuclear positivity in cells in seminiferous ducts.





Novus Biologicals USA

10730 E. Briarwood Avenue
Centennial, CO 80112
USA
Phone: 303.730.1950
Toll Free: 1.888.506.6887
Fax: 303.730.1966
nb-customerservice@bio-techne.com

Bio-Techne Canada

21 Canmotor Ave
Toronto, ON M8Z 4E6
Canada
Phone: 905.827.6400
Toll Free: 855.668.8722
Fax: 905.827.6402
canada.inquires@bio-techne.com

Bio-Techne Ltd

19 Barton Lane
Abingdon Science Park
Abingdon, OX14 3NB, United Kingdom
Phone: (44) (0) 1235 529449
Free Phone: 0800 37 34 15
Fax: (44) (0) 1235 533420
info.EMEA@bio-techne.com

General Contact Information

www.novusbio.com
Technical Support: nb-technical@bio-techne.com
Orders: nb-customerservice@bio-techne.com
General: novus@novusbio.com

Products Related to NBP3-43901

HAF007	Goat anti-Mouse IgG Secondary Antibody [HRP]
NB720-B	Rabbit anti-Mouse IgG (H+L) Secondary Antibody [Biotin]
NBP1-97005-0.5mg	Mouse IgG1 Isotype Control (MG1)
NBP1-97310PEP	Lysine (K)-specific Demethylase 5B/KDM5B/JARID1B Antibody Blocking Peptide

Limitations

This product is for research use only and is not approved for use in humans or in clinical diagnosis. Primary Antibodies are guaranteed for 1 year from date of receipt.

For more information on our 100% guarantee, please visit www.novusbio.com/guarantee

Earn gift cards/discounts by submitting a review: www.novusbio.com/reviews/submit/NBP3-43901

Earn gift cards/discounts by submitting a publication using this product:
www.novusbio.com/publications

