

Product Datasheet

GPR88 Antibody (CL15190) [Unconjugated] NBP3-43656-100ul

Unit Size: 100 ul

Store at 4C short term. Aliquot and store at -20C long term. Avoid freeze-thaw cycles.

www.novusbio.com



technical@novusbio.com

Protocols, Publications, Related Products, Reviews, Research Tools and Images at:
www.novusbio.com/NBP3-43656

Updated 2/27/2025 v.20.1

**Earn rewards for product
reviews and publications.**

Submit a publication at www.novusbio.com/publications

Submit a review at www.novusbio.com/reviews/destination/NBP3-43656



NBP3-43656-100ul

GPR88 Antibody (CL15190) [Unconjugated]

Product Information

Unit Size	100 ul
Concentration	1 mg/ml
Storage	Store at 4C short term. Aliquot and store at -20C long term. Avoid freeze-thaw cycles.
Clonality	Monoclonal
Clone	CL15190
Preservative	0.02% Sodium Azide
Isotype	IgG1
Conjugate	Unconjugated
Purity	Protein A purified
Buffer	PBS, pH 7.2, 40% glycerol

Product Description

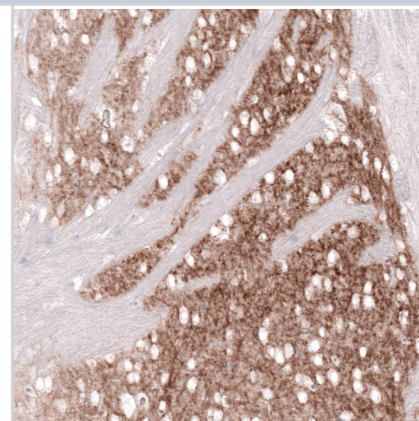
Host	Mouse
Gene ID	54112
Gene Symbol	GPR88
Species	Human, Mouse, Rat
Immunogen	This antibody was generated using a synthetic peptide of Q9GZN0, with the exact immunogen sequence remaining proprietary.

Product Application Details

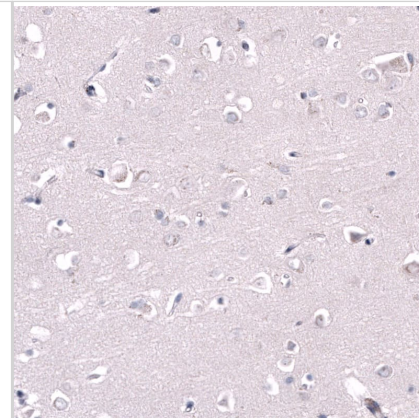
Applications	Western Blot, Immunohistochemistry, Immunohistochemistry-Paraffin
Recommended Dilutions	Western Blot 1 ug/ml, Immunohistochemistry 1:20-1:50, Immunohistochemistry-Paraffin 1:20-1:50
Application Notes	For IHC-Paraffin, HIER pH 6 retrieval is recommended.

Images

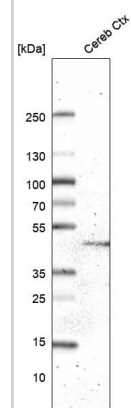
Staining of mouse caudate nucleus shows moderate positivity in neuronal processes.



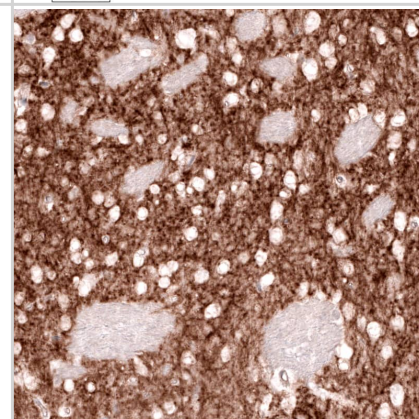
Staining of human cerebral cortex shows no positivity in neuropil as expected.



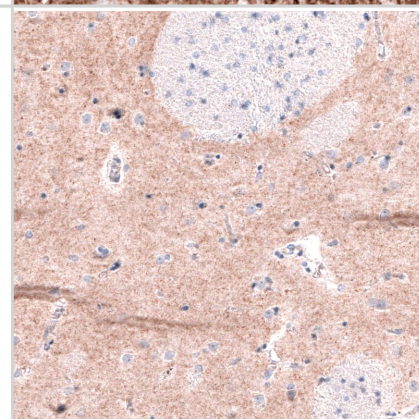
Analysis in human cerebral cortex tissue.



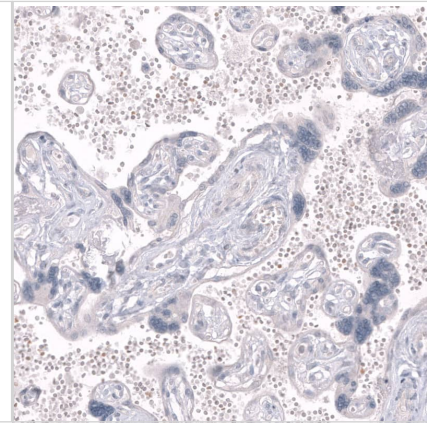
Staining of rat caudate nucleus shows moderate to strong positivity in neuronal processes.



Staining of human caudate nucleus shows moderate positivity in neuronal processes.



Staining of human placenta shows no positivity in trophoblastic cells as expected.





Novus Biologicals USA

10730 E. Briarwood Avenue
Centennial, CO 80112
USA
Phone: 303.730.1950
Toll Free: 1.888.506.6887
Fax: 303.730.1966
nb-customerservice@bio-techne.com

Bio-Techne Canada

21 Canmotor Ave
Toronto, ON M8Z 4E6
Canada
Phone: 905.827.6400
Toll Free: 855.668.8722
Fax: 905.827.6402
canada.inquires@bio-techne.com

Bio-Techne Ltd

19 Barton Lane
Abingdon Science Park
Abingdon, OX14 3NB, United Kingdom
Phone: (44) (0) 1235 529449
Free Phone: 0800 37 34 15
Fax: (44) (0) 1235 533420
info.EMEA@bio-techne.com

General Contact Information

www.novusbio.com
Technical Support: nb-technical@bio-techne.com
Orders: nb-customerservice@bio-techne.com
General: novus@novusbio.com

Products Related to NBP3-43656-100ul

DBD00	BDNF [HRP]
AF482	Ret Antibody [Unconjugated]
NBP1-39474	Adenosine A2aR Antibody (7F6-G5-A2) - BSA Free
MAB194-050	Frizzled-4 Antibody (145901)

Limitations

This product is for research use only and is not approved for use in humans or in clinical diagnosis. Primary Antibodies are guaranteed for 1 year from date of receipt.

For more information on our 100% guarantee, please visit www.novusbio.com/guarantee

Earn gift cards/discounts by submitting a review: www.novusbio.com/reviews/submit/NBP3-43656

Earn gift cards/discounts by submitting a publication using this product:
www.novusbio.com/publications

