

Product Datasheet

GADD45G Antibody - BSA Free

NBP3-35120-100ul

Unit Size: 100 ul

Store at -20C. Avoid freeze-thaw cycles.

www.novusbio.com



technical@novusbio.com

Protocols, Publications, Related Products, Reviews, Research Tools and Images at:
www.novusbio.com/NBP3-35120

Updated 9/9/2025 v.20.1

Earn rewards for product
reviews and publications.

Submit a publication at www.novusbio.com/publications

Submit a review at www.novusbio.com/reviews/destination/NBP3-35120



NBP3-35120-100ul

GADD45G Antibody - BSA Free

Product Information

Unit Size	100 ul
Concentration	Please see the vial label for concentration. If unlisted please contact technical services.
Storage	Store at -20C. Avoid freeze-thaw cycles.
Clonality	Polyclonal
Preservative	0.09% Sodium Azide
Isotype	IgG
Purity	Affinity purified
Buffer	PBS (pH 7.3), 50% glycerol
Target Molecular Weight	17 kDa

Product Description

Description	Novus Biologicals Rabbit GADD45G Antibody - BSA Free (NBP3-35120) is a polyclonal antibody validated for use in WB and ELISA. All Novus Biologicals antibodies are covered by our 100% guarantee.
Host	Rabbit
Gene ID	10912
Gene Symbol	GADD45G
Species	Mouse, Rat
Immunogen	Recombinant fusion protein containing a sequence corresponding to amino acids 90-159 of human GADD45G (NP_006696.1). Sequence: IDIVRVGDVQRLAAIVGAGEEAGAPGDLHCILISNPNEAWKDPALKLSLFCCEE SRSVNDWVPSITLPE

Product Application Details

Applications	Western Blot, ELISA
Recommended Dilutions	Western Blot 1:200 - 1:2000, ELISA

Images

Western Blot: GADD45G Antibody [NBP3-35120] - Western blot analysis of lysates from RAW264.7 cells, using GADD45G Rabbit pAb at 1:1000 dilution.

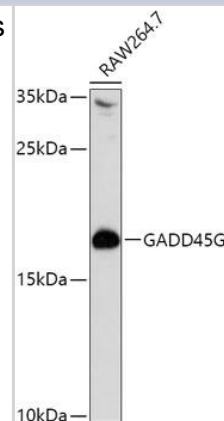
Secondary antibody: HRP-conjugated Goat anti-Rabbit IgG (H+L) at 1:10000 dilution.

Lysates/proteins: 25ug per lane.

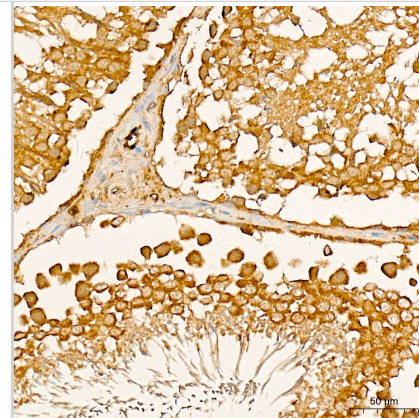
Blocking buffer: 3% nonfat dry milk in TBST.

Detection: ECL Basic Kit.

Exposure time: 5min.



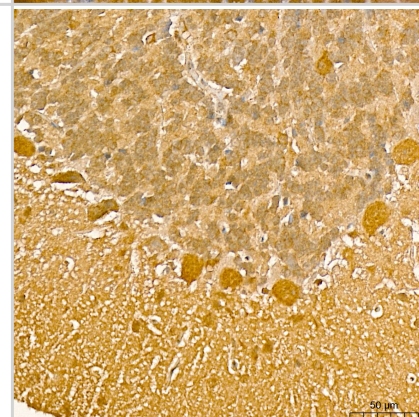
Immunohistochemistry: GADD45G Antibody [NBP3-35120] -
Immunohistochemistry analysis of paraffin-embedded Rat testis tissue using GADD45G Rabbit pAb at a dilution of 1:100 (40x lens). High pressure antigen retrieval was performed with 0.01 M citrate buffer (pH 6.0) prior to IHC staining.



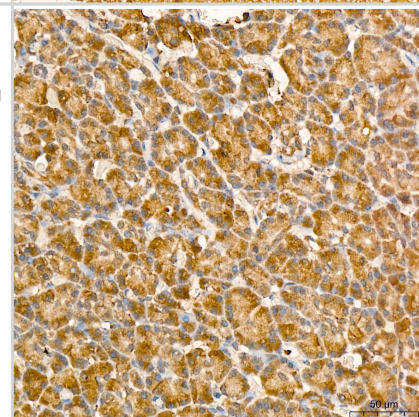
Immunohistochemistry: GADD45G Antibody [NBP3-35120] -
Immunohistochemistry analysis of paraffin-embedded Mouse pancreas tissue using GADD45G Rabbit pAb at a dilution of 1:100 (40x lens). High pressure antigen retrieval was performed with 0.01 M citrate buffer (pH 6.0) prior to IHC staining.



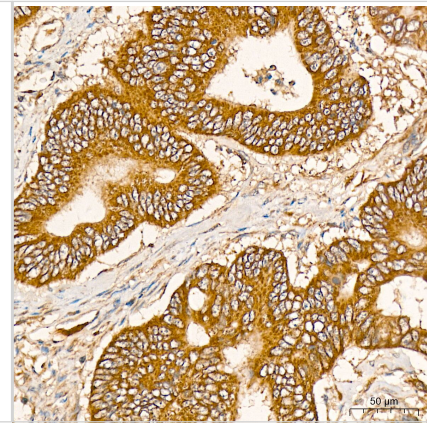
Immunohistochemistry: GADD45G Antibody [NBP3-35120] -
Immunohistochemistry analysis of paraffin-embedded Rat brain tissue using GADD45G Rabbit pAb at a dilution of 1:100 (40x lens). High pressure antigen retrieval was performed with 0.01 M citrate buffer (pH 6.0) prior to IHC staining.



Immunohistochemistry: GADD45G Antibody [NBP3-35120] -
Immunohistochemistry analysis of paraffin-embedded Human pancreas tissue using GADD45G Rabbit pAb at a dilution of 1:100 (40x lens). High pressure antigen retrieval was performed with 0.01 M citrate buffer (pH 6.0) prior to IHC staining.



Immunohistochemistry: GADD45G Antibody [NBP3-35120] - Immunohistochemistry analysis of paraffin-embedded Human colon carcinoma tissue using GADD45G Rabbit pAb at a dilution of 1:100 (40x lens). High pressure antigen retrieval was performed with 0.01 M citrate buffer (pH 6.0) prior to IHC staining.





Novus Biologicals USA

10730 E. Briarwood Avenue
Centennial, CO 80112
USA
Phone: 303.730.1950
Toll Free: 1.888.506.6887
Fax: 303.730.1966
nb-customerservice@bio-techne.com

Bio-Techne Canada

21 Canmotor Ave
Toronto, ON M8Z 4E6
Canada
Phone: 905.827.6400
Toll Free: 855.668.8722
Fax: 905.827.6402
canada.inquires@bio-techne.com

Bio-Techne Ltd

19 Barton Lane
Abingdon Science Park
Abingdon, OX14 3NB, United Kingdom
Phone: (44) (0) 1235 529449
Free Phone: 0800 37 34 15
Fax: (44) (0) 1235 533420
info.EMEA@bio-techne.com

General Contact Information

www.novusbio.com
Technical Support: nb-technical@bio-techne.com
Orders: nb-customerservice@bio-techne.com
General: novus@novusbio.com

Products Related to NBP3-35120-100ul

HAF008	Goat anti-Rabbit IgG Secondary Antibody [HRP]
NB7160	Goat anti-Rabbit IgG (H+L) Secondary Antibody [HRP]
NBP2-24891	Rabbit IgG Isotype Control
NBC1-18437	Recombinant Human GADD45G Protein

Limitations

This product is for research use only and is not approved for use in humans or in clinical diagnosis. Primary Antibodies are guaranteed for 1 year from date of receipt.

For more information on our 100% guarantee, please visit www.novusbio.com/guarantee

Earn gift cards/discounts by submitting a review: www.novusbio.com/reviews/submit/NBP3-35120

Earn gift cards/discounts by submitting a publication using this product:
www.novusbio.com/publications

