

# Product Datasheet

## ACADS Antibody (JE64-13)

### NBP3-31991

Unit Size: 100 ul

Store at 4C short term. Aliquot and store at -20C long term. Avoid freeze-thaw cycles.

[www.novusbio.com](http://www.novusbio.com)



[technical@novusbio.com](mailto:technical@novusbio.com)


Protocols, Publications, Related Products, Reviews, Research Tools and Images at:  
[www.novusbio.com/NBP3-31991](http://www.novusbio.com/NBP3-31991)

Updated 8/7/2025 v.20.1

Earn rewards for product  
reviews and publications.

Submit a publication at [www.novusbio.com/publications](http://www.novusbio.com/publications)

Submit a review at [www.novusbio.com/reviews/destination/NBP3-31991](http://www.novusbio.com/reviews/destination/NBP3-31991)



**NBP3-31991**

ACADS Antibody (JE64-13)

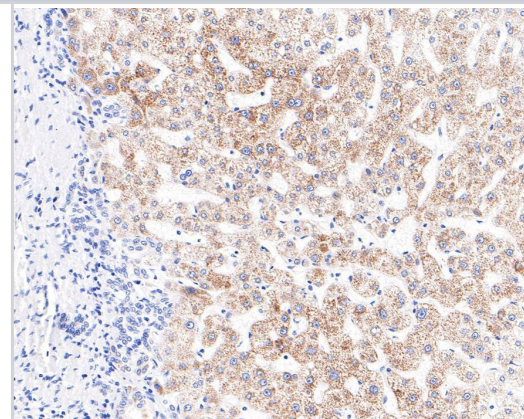
| Product Information         |  |
|-----------------------------|--|
| Unit Size                   | 100 ul   |
| Concentration               | 1 mg/ml  |
| Storage                     | Store at 4C short term. Aliquot and store at -20C long term. Avoid freeze-thaw cycles. |
| Clonality                   | Monoclonal   |
| Clone                       | JE64-13  |
| Preservative                | 0.05% Sodium Azide   |
| Isotype                     | IgG  |
| Purity                      | Protein A purified   |
| Buffer                      | 1*TBS (pH7.4), 0.05% BSA and 40% Glycerol  |
| Target Molecular Weight     | 44 kDa   |
| Product Description         |  |
| Host                        | Rabbit   |
| Gene ID                     | 35   |
| Gene Symbol                 | ACADS  |
| Species                     | Human, Mouse, Rat  |
| Immunogen                   | Synthetic peptide within human ACADS aa 363-412/412. (Uniprot: P16219)                 |
| Product Application Details |  |
| Applications                | Western Blot, Immunohistochemistry-Paraffin, Immunohistochemistry                      |
| Recommended Dilutions       | Western Blot 1:500-1:1000, Immunohistochemistry, Immunohistochemistry-Paraffin 1:100   |



## Images

**Immunohistochemistry:** ACADS Antibody (JE64-13) [NBP3-31991] - Immunohistochemical analysis of paraffin-embedded human liver tissue with Rabbit anti-ACADS antibody (NBP3-31991) at 1/100 dilution.

The section was pre-treated using heat mediated antigen retrieval with Tris-EDTA buffer (pH 9.0) for 20 minutes. The tissues were blocked in 1% BSA for 20 minutes at room temperature, washed with ddH<sub>2</sub>O and PBS, and then probed with the primary antibody (NBP3-31991) at 1/100 dilution for 1 hour at room temperature. The detection was performed using an HRP conjugated compact polymer system. DAB was used as the chromogen. Tissues were counterstained with hematoxylin and mounted with DPX.



**Western Blot:** ACADS Antibody (JE64-13) [NBP3-31991] - Western blot analysis of ACADS on different lysates with Rabbit anti-ACADS antibody (NBP3-31991) at 1/500 dilution.

Lane 1: HeLa cell lysate  
Lane 2: 293T cell lysate

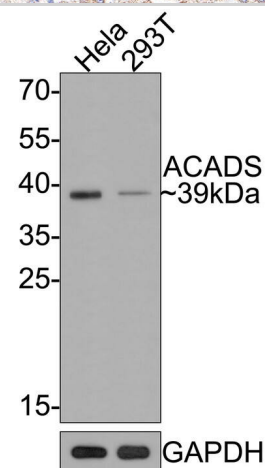
Lysates/proteins at 10 ug/Lane.

Predicted band size: 44 kDa  
Observed band size: 39 kDa

Exposure time: 2 minutes;

12% SDS-PAGE gel.

Proteins were transferred to a PVDF membrane and blocked with 5% NFDM/TBST for 1 hour at room temperature. The primary antibody (NBP3-31991) at 1/500 dilution was used in 5% NFDM/TBST at room temperature for 2 hours. Goat Anti-Rabbit IgG - HRP Secondary Antibody at 1:300,000 dilution was used for 1 hour at room temperature.





### **Novus Biologicals USA**

10730 E. Briarwood Avenue  
Centennial, CO 80112  
USA  
Phone: 303.730.1950  
Toll Free: 1.888.506.6887  
Fax: 303.730.1966  
nb-customerservice@bio-techne.com

### **Bio-Techne Canada**

21 Canmotor Ave  
Toronto, ON M8Z 4E6  
Canada  
Phone: 905.827.6400  
Toll Free: 855.668.8722  
Fax: 905.827.6402  
canada.inquires@bio-techne.com

### **Bio-Techne Ltd**

19 Barton Lane  
Abingdon Science Park  
Abingdon, OX14 3NB, United Kingdom  
Phone: (44) (0) 1235 529449  
Free Phone: 0800 37 34 15  
Fax: (44) (0) 1235 533420  
info.EMEA@bio-techne.com

### **General Contact Information**

www.novusbio.com  
Technical Support: nb-technical@bio-techne.com  
Orders: nb-customerservice@bio-techne.com  
General: novus@novusbio.com

### **Products Related to NBP3-31991**

---

|            |   |
|------------|---|
| HAF008     | Goat anti-Rabbit IgG Secondary Antibody [HRP]       |
| NB7160     | Goat anti-Rabbit IgG (H+L) Secondary Antibody [HRP] |
| NBP2-24891 | Rabbit IgG Isotype Control                          |
| NBP1-30305 | Recombinant Human ACADS His Protein                 |

---

### **Limitations**

This product is for research use only and is not approved for use in humans or in clinical diagnosis. Primary Antibodies are guaranteed for 1 year from date of receipt.

For more information on our 100% guarantee, please visit [www.novusbio.com/guarantee](http://www.novusbio.com/guarantee)

Earn gift cards/discounts by submitting a review: [www.novusbio.com/reviews/submit/NBP3-31991](http://www.novusbio.com/reviews/submit/NBP3-31991)

Earn gift cards/discounts by submitting a publication using this product:  
[www.novusbio.com/publications](http://www.novusbio.com/publications)

