

Product Datasheet

Apolipoprotein A-II/ApoA2 Antibody (6H2) NBP3-26504-100ul

Unit Size: 100 ul

Store at -20 to -70C. Avoid freeze-thaw cycles.

www.novusbio.com



technical@novusbio.com

Protocols, Publications, Related Products, Reviews, Research Tools and Images at:
www.novusbio.com/NBP3-26504

Updated 1/7/2025 v.20.1

Earn rewards for product
reviews and publications.

Submit a publication at www.novusbio.com/publications

Submit a review at www.novusbio.com/reviews/destination/NBP3-26504



NBP3-26504-100ul

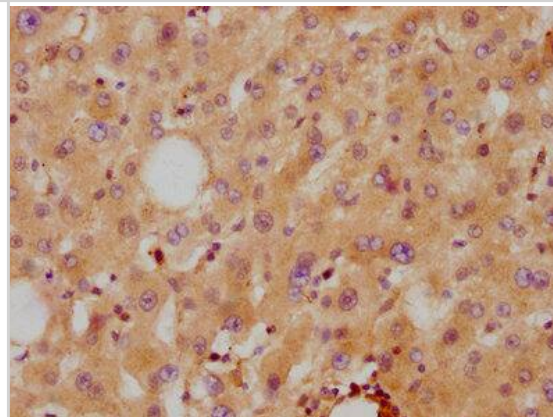
Apolipoprotein A-II/ApoA2 Antibody (6H2)

Product Information	
Unit Size	100 ul
Concentration	Please see the vial label for concentration. If unlisted please contact technical services.
Storage	Store at -20 to -70C. Avoid freeze-thaw cycles.
Clonality	Monoclonal
Clone	6H2
Preservative	0.02% Sodium Azide
Isotype	IgG
Purity	Affinity purified
Buffer	PBS, pH 7.4, 150mM NaCl, and 50% glycerol
Product Description	
Host	Rabbit
Gene ID	336
Gene Symbol	APOA2
Species	Human
Immunogen	A synthesized peptide derived from Human Apolipoprotein A-II/ApoA2 [UniProt P02652]
Product Application Details	
Applications	Western Blot, ELISA, Flow Cytometry, Immunohistochemistry
Recommended Dilutions	Western Blot 1:500-1:5000, Flow Cytometry, ELISA, Immunohistochemistry 1:50-1:200



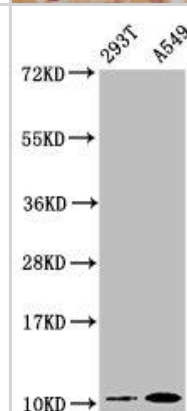
Images

Immunohistochemistry: Apolipoprotein A-II/ApoA2 Antibody (6H2) [NBP3-26504] - Image of Apolipoprotein A-II/ApoA2 Antibody (6H2) diluted at 1:87.5 and staining in paraffin-embedded human liver tissue performed. After dewaxing and hydration, antigen retrieval was mediated by high pressure in a citrate buffer (pH 6.0). Section was blocked with 10% normal goat serum 30min at RT. Then primary antibody (1% BSA) was incubated at 4C overnight. The primary is detected by a biotinylated secondary antibody and visualized using an HRP conjugated SP system.

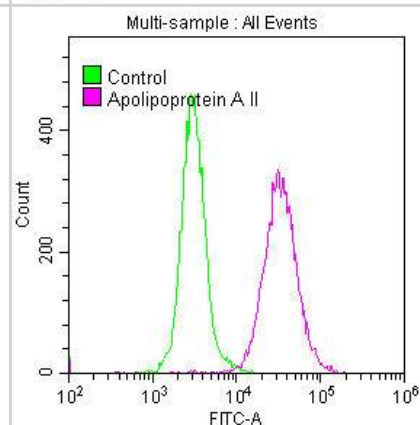


Western Blot: Apolipoprotein A-II/ApoA2 Antibody (6H2) [NBP3-26504] - Positive Western Blot detected in: 293T whole cell lysate, A549 whole cell lysate.

All lanes: Apolipoprotein A-II/ApoA2 Antibody at 0.87ug/ml.
Secondary: Goat polyclonal to rabbit IgG at 1/50000 dilution.
Predicted band size: 12 KDa
Observed band size: 12 KDa



Flow Cytometry: Apolipoprotein A-II/ApoA2 Antibody (6H2) [NBP3-26504] - Overlay histogram showing A549 cells stained with Apolipoprotein A-II/ApoA2 Antibody (6H2) (red line) at 1:50. The cells were fixed with 70% Ethylalcohol (18h) and then permeabilized with 0.3% Triton X-100 for 2 min. The cells were then incubated in 1x PBS /10% normal goat serum to block non-specific protein-protein interactions followed by primary antibody for 1 h at 4C. The secondary antibody used was FITC goat anti-rabbit IgG (H+L) at 1/200 dilution for 1 h at 4C. Control antibody (green line) was used under the same conditions. Acquisition of >10,000 events was performed.





Novus Biologicals USA

10730 E. Briarwood Avenue
Centennial, CO 80112
USA
Phone: 303.730.1950
Toll Free: 1.888.506.6887
Fax: 303.730.1966
nb-customerservice@bio-techne.com

Bio-Techne Canada

21 Canmotor Ave
Toronto, ON M8Z 4E6
Canada
Phone: 905.827.6400
Toll Free: 855.668.8722
Fax: 905.827.6402
canada.inquires@bio-techne.com

Bio-Techne Ltd

19 Barton Lane
Abingdon Science Park
Abingdon, OX14 3NB, United Kingdom
Phone: (44) (0) 1235 529449
Free Phone: 0800 37 34 15
Fax: (44) (0) 1235 533420
info.EMEA@bio-techne.com

General Contact Information

www.novusbio.com
Technical Support: nb-technical@bio-techne.com
Orders: nb-customerservice@bio-techne.com
General: novus@novusbio.com

Products Related to NBP3-26504-100ul

HAF008	Goat anti-Rabbit IgG Secondary Antibody [HRP]
NB7160	Goat anti-Rabbit IgG (H+L) Secondary Antibody [HRP]
NBP2-24891	Rabbit IgG Isotype Control
NBP3-18197	Recombinant Human Apolipoprotein A-II/ApoA2 Fc Avi-tag Protein

Limitations

This product is for research use only and is not approved for use in humans or in clinical diagnosis. Primary Antibodies are guaranteed for 1 year from date of receipt.

For more information on our 100% guarantee, please visit www.novusbio.com/guarantee

Earn gift cards/discounts by submitting a review: www.novusbio.com/reviews/submit/NBP3-26504

Earn gift cards/discounts by submitting a publication using this product:
www.novusbio.com/publications

