

# Product Datasheet

## Aurora B Antibody (4E5) - BSA Free NBP3-26486-100ul

Unit Size: 100 ul

Store at -20 to -70C. Avoid freeze-thaw cycles.

[www.novusbio.com](http://www.novusbio.com)



[technical@novusbio.com](mailto:technical@novusbio.com)

Protocols, Publications, Related Products, Reviews, Research Tools and Images at:  
[www.novusbio.com/NBP3-26486](http://www.novusbio.com/NBP3-26486)

Updated 7/30/2025 v.20.1

Earn rewards for product  
reviews and publications.

Submit a publication at [www.novusbio.com/publications](http://www.novusbio.com/publications)

Submit a review at [www.novusbio.com/reviews/destination/NBP3-26486](http://www.novusbio.com/reviews/destination/NBP3-26486)



**NBP3-26486-100ul**

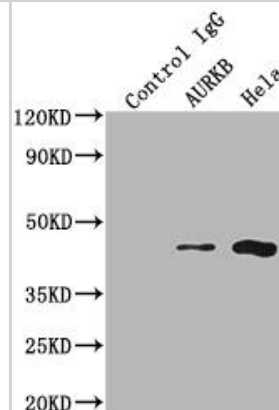
Aurora B Antibody (4E5) - BSA Free

Product Information	
Unit Size	100 ul
Concentration	Please see the vial label for concentration. If unlisted please contact technical services.
Storage	Store at -20 to -70C. Avoid freeze-thaw cycles.
Clonality	Monoclonal
Clone	4E5
Preservative	0.02% Sodium Azide
Isotype	IgG
Purity	Affinity purified
Buffer	PBS, pH 7.4, 150mM NaCl, and 50% glycerol
Product Description	
Host	Rabbit
Gene ID	9212
Gene Symbol	AURKB
Species	Human
Immunogen	A synthesized peptide derived from Human Aurora B [UniProt Q96GD4]
Product Application Details	
Applications	Western Blot, ELISA, Immunohistochemistry, Immunoprecipitation
Recommended Dilutions	Western Blot 1:500-1:5000, ELISA, Immunohistochemistry 1:50-1:200, Immunoprecipitation 1:200-1:1000

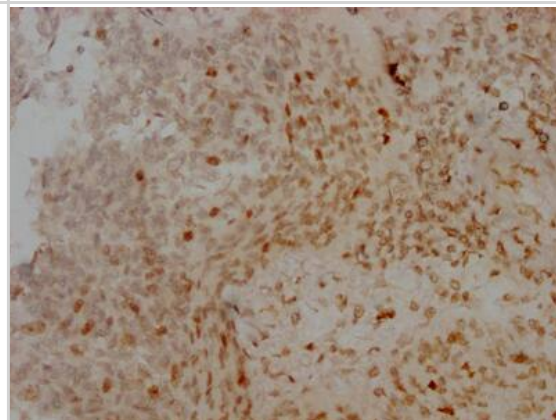


## Images

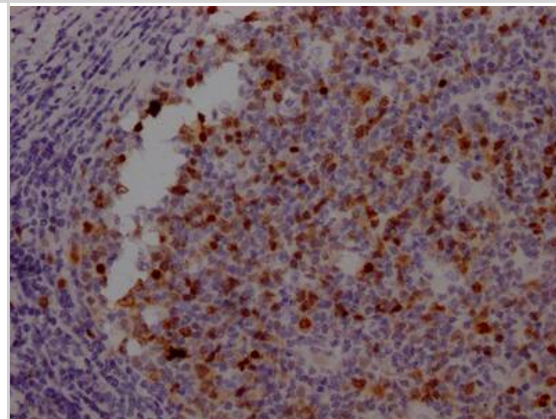
**Immunoprecipitation: Aurora B Antibody (4E5) [NBP3-26486] -**  
**Immunoprecipitating Aurora B in Hela whole cell lysate.**  
 Lane 1: Rabbit control IgG instead of NBP3-26486 in Hela whole cell lysate. For western blotting, a HRP-conjugated Protein G antibody was used as the secondary antibody (1/2000).  
 Lane 2: NBP3-26486 (2ug) + Hela whole cell lysate (500ug).  
 Lane 3: Hela whole cell lysate (10ug).




**Immunohistochemistry: Aurora B Antibody (4E5) [NBP3-26486] - Image of Aurora B Antibody (4E5) diluted at 1:100 and staining in paraffin-embedded human tonsil tissue performed.** After dewaxing and hydration, antigen retrieval was mediated by high pressure in a citrate buffer (pH 6.0). Section was blocked with 10% normal goat serum 30min at RT. Then primary antibody (1% BSA) was incubated at 4C overnight. The primary is detected by a Goat anti-rabbit IgG polymer labeled by HRP and visualized using 0.05% DAB.



**Immunohistochemistry: Aurora B Antibody (4E5) [NBP3-26486] - Image of Aurora B Antibody (4E5) diluted at 1:100 and staining in paraffin-embedded human tonsil tissue performed.** After dewaxing and hydration, antigen retrieval was mediated by high pressure in a citrate buffer (pH 6.0). Section was blocked with 10% normal goat serum 30min at RT. Then primary antibody (1% BSA) was incubated at 4C overnight. The primary is detected by a Goat anti-rabbit IgG polymer labeled by HRP and visualized using 0.05% DAB.



**Western Blot: Aurora B Antibody (4E5) [NBP3-26486] - Positive Western Blot detected in: Hela whole cell lysate, Jurkat whole cell lysate, 293 whole cell lysate, MCF-7 whole cell lysate, U251 whole cell lysate, A549 whole cell lysate, HepG2 whole cell lysate.**  
 All lanes: Aurora B Antibody at 1: 2000  
 Secondary: Goat polyclonal to rabbit IgG at 1/50000 dilution.  
 Predicted band size: 40, 36, 17, 35 kDa  
 Observed band size: 40 kDa





### **Novus Biologicals USA**

10730 E. Briarwood Avenue  
Centennial, CO 80112  
USA  
Phone: 303.730.1950  
Toll Free: 1.888.506.6887  
Fax: 303.730.1966  
nb-customerservice@bio-techne.com

### **Bio-Techne Canada**

21 Canmotor Ave  
Toronto, ON M8Z 4E6  
Canada  
Phone: 905.827.6400  
Toll Free: 855.668.8722  
Fax: 905.827.6402  
canada.inquires@bio-techne.com

### **Bio-Techne Ltd**

19 Barton Lane  
Abingdon Science Park  
Abingdon, OX14 3NB, United Kingdom  
Phone: (44) (0) 1235 529449  
Free Phone: 0800 37 34 15  
Fax: (44) (0) 1235 533420  
info.EMEA@bio-techne.com

### **General Contact Information**

www.novusbio.com  
Technical Support: nb-technical@bio-techne.com  
Orders: nb-customerservice@bio-techne.com  
General: novus@novusbio.com

### **Products Related to NBP3-26486-100ul**

---

HAF008	Goat anti-Rabbit IgG Secondary Antibody [HRP]
NB7160	Goat anti-Rabbit IgG (H+L) Secondary Antibody [HRP]
NBP2-24891	Rabbit IgG Isotype Control
NBP1-30242	Recombinant Human Aurora B His Protein

---

### **Limitations**

This product is for research use only and is not approved for use in humans or in clinical diagnosis. Primary Antibodies are guaranteed for 1 year from date of receipt.

For more information on our 100% guarantee, please visit [www.novusbio.com/guarantee](http://www.novusbio.com/guarantee)

Earn gift cards/discounts by submitting a review: [www.novusbio.com/reviews/submit/NBP3-26486](http://www.novusbio.com/reviews/submit/NBP3-26486)

Earn gift cards/discounts by submitting a publication using this product:  
[www.novusbio.com/publications](http://www.novusbio.com/publications)

