

# Product Datasheet

## Troponin T Type 2 (cardiac) Antibody (8H8) NBP3-26279-100ul

Unit Size: 100 ul

Store at -20 to -70C. Avoid freeze-thaw cycles.

[www.novusbio.com](http://www.novusbio.com)



[technical@novusbio.com](mailto:technical@novusbio.com)

Protocols, Publications, Related Products, Reviews, Research Tools and Images at:  
[www.novusbio.com/NBP3-26279](http://www.novusbio.com/NBP3-26279)

Updated 1/7/2025 v.20.1

Earn rewards for product  
reviews and publications.

Submit a publication at [www.novusbio.com/publications](http://www.novusbio.com/publications)

Submit a review at [www.novusbio.com/reviews/destination/NBP3-26279](http://www.novusbio.com/reviews/destination/NBP3-26279)



**NBP3-26279-100ul**

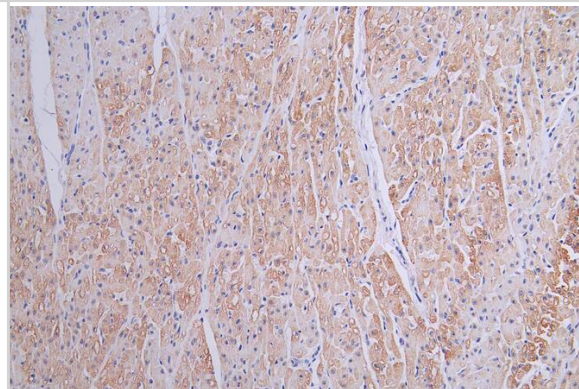
Troponin T Type 2 (cardiac) Antibody (8H8)

<b>Product Information</b>	
<b>Unit Size</b>	100 ul
<b>Concentration</b>	Please see the vial label for concentration. If unlisted please contact technical services.
<b>Storage</b>	Store at -20 to -70C. Avoid freeze-thaw cycles.
<b>Clonality</b>	Monoclonal
<b>Clone</b>	8H8
<b>Preservative</b>	0.02% Sodium Azide
<b>Isotype</b>	IgG
<b>Purity</b>	Affinity purified
<b>Buffer</b>	PBS, pH 7.4, 150mM NaCl, and 50% glycerol
<b>Product Description</b>	
<b>Host</b>	Rabbit
<b>Gene ID</b>	7139
<b>Gene Symbol</b>	TNNT2
<b>Species</b>	Human
<b>Immunogen</b>	A synthesized peptide derived from Human Troponin T Type 2 (cardiac) [UniProt P45379]
<b>Product Application Details</b>	
<b>Applications</b>	ELISA, Flow Cytometry, Immunohistochemistry
<b>Recommended Dilutions</b>	Flow Cytometry 1:50-1:200, ELISA, Immunohistochemistry 1:50-1:200

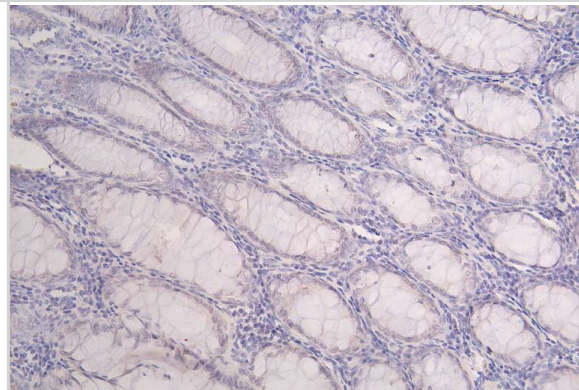


## Images

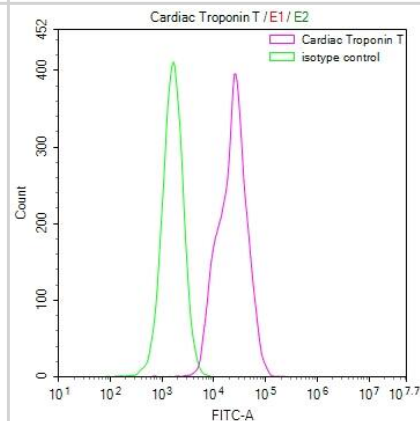
Immunohistochemistry: Troponin T Type 2 (cardiac) Antibody (8H8) [NBP3-26279] - Image of Troponin T Type 2 (cardiac) Antibody (8H8) diluted at 1:50 and staining in paraffin-embedded human heart tissue performed. After dewaxing and hydration, antigen retrieval was mediated by high pressure in a citrate buffer (pH 6.0). Section was blocked with 10% normal goat serum 30min at RT. Then primary antibody (1% BSA) was incubated at 4°C overnight. The primary is detected by a Goat anti-rabbit polymer IgG labeled by HRP and visualized using 0.16% DAB.



Immunohistochemistry: Troponin T Type 2 (cardiac) Antibody (8H8) [NBP3-26279] - Image of Troponin T Type 2 (cardiac) Antibody (8H8) diluted at 1:50 and staining in paraffin-embedded human heart tissue performed. After dewaxing and hydration, antigen retrieval was mediated by high pressure in a citrate buffer (pH 6.0). Section was blocked with 10% normal goat serum 30min at RT. Then primary antibody (1% BSA) was incubated at 4°C overnight. The primary is detected by a Goat anti-rabbit polymer IgG labeled by HRP and visualized using 0.16% DAB.



Flow Cytometry: Troponin T Type 2 (cardiac) Antibody (8H8) [NBP3-26279] - Overlay Peak curve showing MCF-7 cells stained with Troponin T Type 2 (cardiac) Antibody (8H8) (red line) at 1:50. The cells were fixed in 4% formaldehyde and permeated by 0.2% Triton X-100. Then 10% normal goat serum to block non-specific protein-protein interactions followed by the antibody (1ug/1\*10<sup>6</sup> cells) for 45min at 4C. The secondary antibody used was FITC-conjugated Goat Anti-rabbit IgG (H +L) at 1:200 dilution for 35min at 4C. Control antibody (green line) was rabbit IgG (1ug/1\*10<sup>6</sup> cells) used under the same conditions. Acquisition of >10,000 events was performed.





### **Novus Biologicals USA**

10730 E. Briarwood Avenue  
Centennial, CO 80112  
USA  
Phone: 303.730.1950  
Toll Free: 1.888.506.6887  
Fax: 303.730.1966  
nb-customerservice@bio-techne.com

### **Bio-Techne Canada**

21 Canmotor Ave  
Toronto, ON M8Z 4E6  
Canada  
Phone: 905.827.6400  
Toll Free: 855.668.8722  
Fax: 905.827.6402  
canada.inquires@bio-techne.com

### **Bio-Techne Ltd**

19 Barton Lane  
Abingdon Science Park  
Abingdon, OX14 3NB, United Kingdom  
Phone: (44) (0) 1235 529449  
Free Phone: 0800 37 34 15  
Fax: (44) (0) 1235 533420  
info.EMEA@bio-techne.com

### **General Contact Information**

www.novusbio.com  
Technical Support: nb-technical@bio-techne.com  
Orders: nb-customerservice@bio-techne.com  
General: novus@novusbio.com

### **Products Related to NBP3-26279-100ul**

---

HAF008	Goat anti-Rabbit IgG Secondary Antibody [HRP]
NB7160	Goat anti-Rabbit IgG (H+L) Secondary Antibody [HRP]
NBP2-24891	Rabbit IgG Isotype Control
NBC1-28765-0.1mg	Recombinant Human Troponin T Type 2 (cardiac) His Protein

---

### **Limitations**

This product is for research use only and is not approved for use in humans or in clinical diagnosis. Primary Antibodies are guaranteed for 1 year from date of receipt.

For more information on our 100% guarantee, please visit [www.novusbio.com/guarantee](http://www.novusbio.com/guarantee)

Earn gift cards/discounts by submitting a review: [www.novusbio.com/reviews/submit/NBP3-26279](http://www.novusbio.com/reviews/submit/NBP3-26279)

Earn gift cards/discounts by submitting a publication using this product:  
[www.novusbio.com/publications](http://www.novusbio.com/publications)

