

Product Datasheet

Tight Junction Protein 1 Antibody (HL1185) - Azide and BSA Free **NBP3-25774**

Unit Size: 100 ul

Store at 4C short term. Aliquot and store at -20C long term. Avoid freeze-thaw cycles.

www.novusbio.com



technical@novusbio.com

Protocols, Publications, Related Products, Reviews, Research Tools and Images at:
www.novusbio.com/NBP3-25774

Updated 7/31/2025 v.20.1

Earn rewards for product reviews and publications.

Submit a publication at www.novusbio.com/publications

Submit a review at www.novusbio.com/reviews/destination/NBP3-25774



NBP3-25774

Tight Junction Protein 1 Antibody (HL1185) - Azide and BSA Free

Product Information

Unit Size	100 ul
Concentration	Concentrations vary lot to lot. See vial label for concentration. If unlisted please contact technical services.
Storage	Store at 4C short term. Aliquot and store at -20C long term. Avoid freeze-thaw cycles.
Clonality	Monoclonal
Clone	HL1185
Preservative	No Preservative
Isotype	IgG
Purity	Protein A purified
Buffer	PBS

Product Description

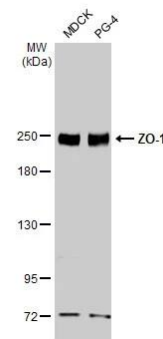
Host	Rabbit
Gene ID	7082
Gene Symbol	TJP1
Species	Human, Mouse, Rat, Canine, Feline
Immunogen	Recombinant protein encompassing a sequence within the N-terminus region of human Tight Junction Protein 1. The exact sequence is proprietary.

Product Application Details


Applications	Western Blot, Immunocytochemistry/ Immunofluorescence
Recommended Dilutions	Western Blot, Immunocytochemistry/ Immunofluorescence 1:100-1:1000

Images

Western Blot: Tight Junction Protein 1 Antibody (HL1185) - Azide and BSA Free [NBP3-25774] - Various whole cell extracts (30 ug) were separated by 5% SDS-PAGE, and the membrane was blotted with ZO-1 antibody [HL1185] (NBP3-25774) diluted at 1:1000. The HRP-conjugated anti-rabbit IgG antibody was used to detect the primary antibody.



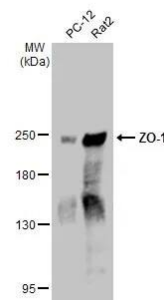
Western Blot: Tight Junction Protein 1 Antibody (HL1185) - Azide and BSA Free [NBP3-25774] - Wild-type (WT) and TJP1 knockout (KO) HeLa cell extracts (30 ug) were separated by 5% SDS-PAGE, and the membrane was blotted with ZO-1 antibody [HL1185] (NBP3-25774) diluted at 1:1000. The HRP-conjugated anti-rabbit IgG antibody was used to detect the primary antibody.



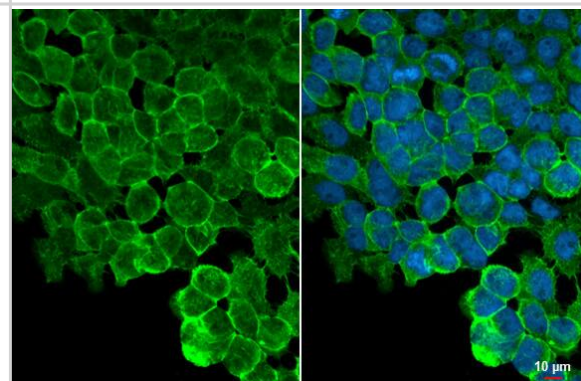
Western Blot: Tight Junction Protein 1 Antibody (HL1185) - Azide and BSA Free [NBP3-25774] - Various whole cell extracts (30 ug) were separated by 5% SDS-PAGE, and the membrane was blotted with ZO-1 antibody [HL1185] (NBP3-25774) diluted at 1:1000. The HRP-conjugated anti-rabbit IgG antibody was used to detect the primary antibody.



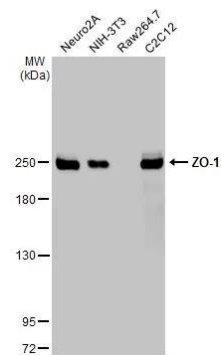
Western Blot: Tight Junction Protein 1 Antibody (HL1185) - Azide and BSA Free [NBP3-25774] - Various whole cell extracts (30 ug) were separated by 5% SDS-PAGE, and the membrane was blotted with ZO-1 antibody [HL1185] (NBP3-25774) diluted at 1:1000. The HRP-conjugated anti-rabbit IgG antibody was used to detect the primary antibody.



Immunocytochemistry/Immunofluorescence: Tight Junction Protein 1 Antibody (HL1185) - Azide and BSA Free [NBP3-25774] - ZO-1 antibody [HL1185] detects ZO-1 protein at cell membrane by immunofluorescent analysis. Sample: A431 cells were fixed in 4% paraformaldehyde at RT for 15 min. Green: ZO-1 stained by ZO-1 antibody [HL1185] (NBP3-25774) diluted at 1:500. Blue: Fluoroshield with DAPI .



Western Blot: Tight Junction Protein 1 Antibody (HL1185) - Azide and BSA Free [NBP3-25774] - Various whole cell extracts (30 ug) were separated by 5% SDS-PAGE, and the membrane was blotted with ZO-1 antibody [HL1185] (NBP3-25774) diluted at 1:1000. The HRP-conjugated anti-rabbit IgG antibody was used to detect the primary antibody.





Novus Biologicals USA

10730 E. Briarwood Avenue
Centennial, CO 80112
USA
Phone: 303.730.1950
Toll Free: 1.888.506.6887
Fax: 303.730.1966
nb-customerservice@bio-techne.com

Bio-Techne Canada

21 Canmotor Ave
Toronto, ON M8Z 4E6
Canada
Phone: 905.827.6400
Toll Free: 855.668.8722
Fax: 905.827.6402
canada.inquires@bio-techne.com

Bio-Techne Ltd

19 Barton Lane
Abingdon Science Park
Abingdon, OX14 3NB, United Kingdom
Phone: (44) (0) 1235 529449
Free Phone: 0800 37 34 15
Fax: (44) (0) 1235 533420
info.EMEA@bio-techne.com

General Contact Information

www.novusbio.com
Technical Support: nb-technical@bio-
techne.com
Orders: nb-customerservice@bio-techne.com
General: novus@novusbio.com

Products Related to NBP3-25774

HAF008	Goat anti-Rabbit IgG Secondary Antibody [HRP]
NB7160	Goat anti-Rabbit IgG (H+L) Secondary Antibody [HRP]
NBP2-24891	Rabbit IgG Isotype Control
NBP1-85046PEP	Tight Junction Protein 1 Recombinant Protein Antigen

Limitations

This product is for research use only and is not approved for use in humans or in clinical diagnosis. Primary Antibodies are guaranteed for 1 year from date of receipt.

For more information on our 100% guarantee, please visit www.novusbio.com/guarantee

Earn gift cards/discounts by submitting a review: www.novusbio.com/reviews/submit/NBP3-25774

Earn gift cards/discounts by submitting a publication using this product:
www.novusbio.com/publications

