

Product Datasheet

Influenza B Virus Neuraminidase Antibody (HL1476) - Azide and BSA Free NBP3-25534

Unit Size: 100 ul

Store at 4C short term. Aliquot and store at -20C long term. Avoid freeze-thaw cycles.

www.novusbio.com



technical@novusbio.com

Protocols, Publications, Related Products, Reviews, Research Tools and Images at:
www.novusbio.com/NBP3-25534

Updated 7/31/2025 v.20.1

Earn rewards for product
reviews and publications.

Submit a publication at www.novusbio.com/publications

Submit a review at www.novusbio.com/reviews/destination/NBP3-25534



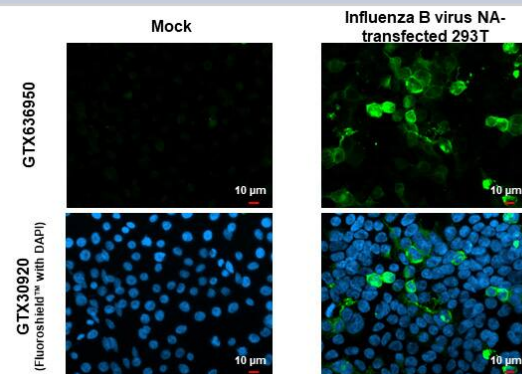
NBP3-25534

Influenza B Virus Neuraminidase Antibody (HL1476) - Azide and BSA Free

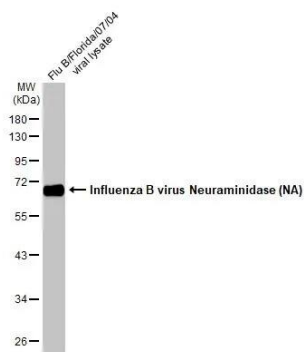
| Product Information | |
|------------------------------------|---|
| Unit Size | 100 ul |
| Concentration | Concentrations vary lot to lot. See vial label for concentration. If unlisted please contact technical services. |
| Storage | Store at 4C short term. Aliquot and store at -20C long term. Avoid freeze-thaw cycles. |
| Clonality | Monoclonal |
| Clone | HL1476 |
| Preservative | No Preservative |
| Isotype | IgG |
| Purity | Protein A purified |
| Buffer | PBS |
| Product Description | |
| Host | Rabbit |
| Species | Virus |
| Immunogen | Recombinant protein encompassing a sequence within the center region of Influenza B Virus Neuraminidase. The exact sequence is proprietary. |
| Product Application Details | |
| Applications | Western Blot, Immunohistochemistry-Paraffin, Immunocytochemistry/Immunofluorescence, Immunohistochemistry |
| Recommended Dilutions | Western Blot 1:1000-1:10000, Immunohistochemistry, Immunocytochemistry/Immunofluorescence, Immunohistochemistry-Paraffin |

Images

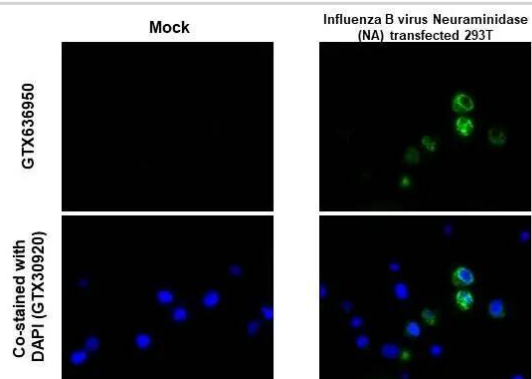
Immunocytochemistry/Immunofluorescence: Influenza B Virus Neuraminidase Antibody (HL1476) - Azide and BSA Free [NBP3-25534] - Influenza B virus Neuraminidase (NA) antibody [HL1476] detects Influenza B virus Neuraminidase (NA) protein by immunofluorescent analysis. Sample: Mock and transfected 293T cells were fixed in 4% paraformaldehyde at RT for 15 min. Green: Influenza B virus Neuraminidase (NA) stained by Influenza B virus Neuraminidase (NA) antibody [HL1476] (NBP3-25534) diluted at 1:500. Blue: Fluoroshield with DAPI. Scale bar= 10um.



Western Blot: Influenza B Virus Neuraminidase Antibody (HL1476) - Azide and BSA Free [NBP3-25534] - Influenza B viral lysate (1 ug) was separated by 10% SDS-PAGE, and the membrane was blotted with Influenza B virus Neuraminidase (NA) antibody [HL1476] (NBP3-25534) diluted at 1:5000. The HRP-conjugated anti-rabbit IgG antibody was used to detect the primary antibody, and the signal was developed with Trident ECL plus-Enhanced.



Immunohistochemistry-Paraffin: Influenza B Virus Neuraminidase Antibody (HL1476) - Azide and BSA Free [NBP3-25534] - Influenza B virus Neuraminidase (NA) antibody [HL1476] detects Influenza B virus Neuraminidase (NA) protein at cytoplasm by immunohistochemical analysis. Sample: Paraffin-embedded mock and Influenza B virus Neuraminidase (NA) transfected 293T cell pellet. Green: Influenza B virus Neuraminidase (NA) stained by Influenza B virus Neuraminidase (NA) antibody [HL1476] (NBP3-25534) diluted at 1:1000. Antigen Retrieval: Citrate buffer, pH 6.0, 15 min





Novus Biologicals USA

10730 E. Briarwood Avenue
Centennial, CO 80112
USA
Phone: 303.730.1950
Toll Free: 1.888.506.6887
Fax: 303.730.1966
nb-customerservice@bio-techne.com

Bio-Techne Canada

21 Canmotor Ave
Toronto, ON M8Z 4E6
Canada
Phone: 905.827.6400
Toll Free: 855.668.8722
Fax: 905.827.6402
canada.inquires@bio-techne.com

Bio-Techne Ltd

19 Barton Lane
Abingdon Science Park
Abingdon, OX14 3NB, United Kingdom
Phone: (44) (0) 1235 529449
Free Phone: 0800 37 34 15
Fax: (44) (0) 1235 533420
info.EMEA@bio-techne.com

General Contact Information

www.novusbio.com
Technical Support: nb-technical@bio-techne.com
Orders: nb-customerservice@bio-techne.com
General: novus@novusbio.com

Products Related to NBP3-25534

| | |
|------------|---|
| HAF008 | Goat anti-Rabbit IgG Secondary Antibody [HRP] |
| NB7160 | Goat anti-Rabbit IgG (H+L) Secondary Antibody [HRP] |
| NBP2-24891 | Rabbit IgG Isotype Control |

Limitations

This product is for research use only and is not approved for use in humans or in clinical diagnosis. Primary Antibodies are guaranteed for 1 year from date of receipt.

For more information on our 100% guarantee, please visit www.novusbio.com/guarantee

Earn gift cards/discounts by submitting a review: www.novusbio.com/reviews/submit/NBP3-25534

Earn gift cards/discounts by submitting a publication using this product:
www.novusbio.com/publications

