

Product Datasheet

HPV16 E7 Antibody (HL1647) - Azide and BSA Free NBP3-25510

Unit Size: 100 ul

Store at 4C short term. Aliquot and store at -20C long term. Avoid freeze-thaw cycles.

www.novusbio.com



technical@novusbio.com

Protocols, Publications, Related Products, Reviews, Research Tools and Images at:
www.novusbio.com/NBP3-25510

Updated 7/31/2025 v.20.1

Earn rewards for product
reviews and publications.

Submit a publication at www.novusbio.com/publications

Submit a review at www.novusbio.com/reviews/destination/NBP3-25510



NBP3-25510

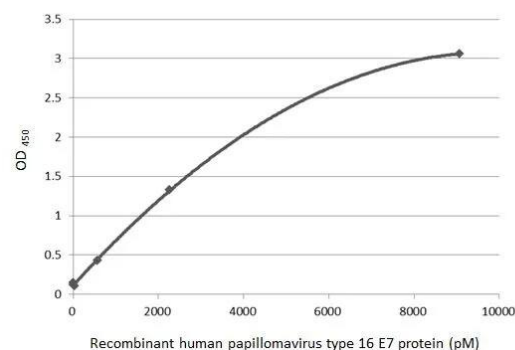
HPV16 E7 Antibody (HL1647) - Azide and BSA Free

Product Information	
Unit Size	100 ul
Concentration	Concentrations vary lot to lot. See vial label for concentration. If unlisted please contact technical services.
Storage	Store at 4C short term. Aliquot and store at -20C long term. Avoid freeze-thaw cycles.
Clonality	Monoclonal
Clone	HL1647
Preservative	No Preservative
Isotype	IgG
Purity	Protein A purified
Buffer	PBS
Product Description	
Host	Rabbit
Species	Virus
Reactivity Notes	Human Papillomavirus type 16
Immunogen	Full length HPV16 E7 recombinant protein
Product Application Details	
Applications	ELISA, Immunocytochemistry/ Immunofluorescence, Sandwich ELISA, Lateral Flow Assay
Recommended Dilutions	ELISA, Immunocytochemistry/ Immunofluorescence, Sandwich ELISA, Lateral Flow Assay

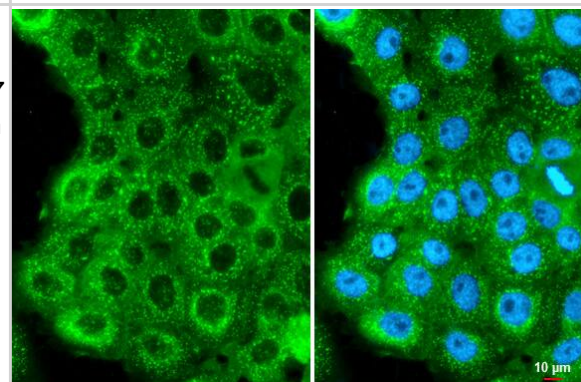


Images

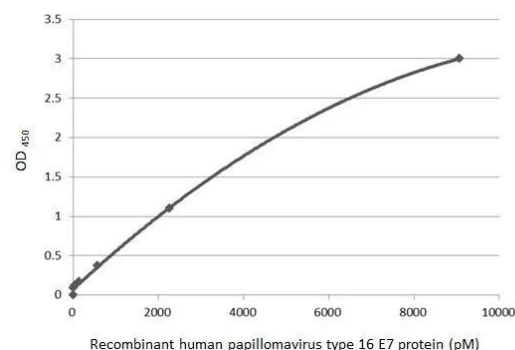
ELISA: HPV16 E7 Antibody (HL1647) - Azide and BSA Free [NBP3-25510] - Sandwich ELISA detection of recombinant Human Papillomavirus type 16 E7 protein, His tag using antibodies as below.
Capture: Human Papillomavirus type 16 E7 antibody [HL1821] (NBP3-25511) (5 ug/mL) **Detection:** HRP-conjugated Human Papillomavirus type 16 E7 antibody [HL1647] (NBP3-25510) (1 ug/mL) Please notice that NBP3-25510 needs to be conjugated to HRP to function as the detection antibody when paired with NBP3-25511. Please contact us for custom HRP-conjugated antibody.



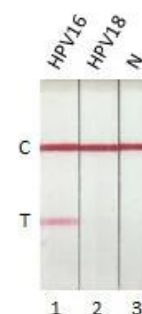
Immunocytochemistry/Immunofluorescence: HPV16 E7 Antibody (HL1647) - Azide and BSA Free [NBP3-25510] - Human Papilloma virus type 16 E7 antibody [HL1647] detects Human Papilloma virus type 16 E7 protein by immunofluorescent analysis. Sample: Caski cells were fixed in 4% paraformaldehyde at RT for 15 min. Green: Human Papilloma virus type 16 E7 stained by Human Papilloma virus type 16 E7 antibody [HL1647] (NBP3-25510) diluted at 1:500. Blue: Fluoroshield with DAPI . Scale bar= 10um.



ELISA: HPV16 E7 Antibody (HL1647) - Azide and BSA Free [NBP3-25510] - Sandwich ELISA detection of recombinant Human Papillomavirus type 16 E7 protein, His tag using antibodies as below.
Capture: Human Papillomavirus type 16 E7 antibody [HL1647] (NBP3-25510) (5 ug/mL) **Detection:** HRP-conjugated Human Papillomavirus type 16 E7 antibody [HL1821] (NBP3-25511) (1 ug/mL) Please notice that NBP3-25511 needs to be conjugated to HRP to function as the detection antibody when paired with NBP3-25510. Please contact us for custom HRP-conjugated antibody.



Lateral Flow Assay: HPV16 E7 Antibody (HL1647) - Azide and BSA Free [NBP3-25510] - Detection of Human Papillomavirus type 16 E7 protein by lateral flow assay using the monoclonal antibody pair. Capture: Human Papillomavirus type 16 E7 antibody (NBP3-25510 [HL1647]) **Detection:** Human Papillomavirus type 16 E7 antibody (NBP3-25511 [HL1821]) **Samples (10 ng) :** 1. HPV16 E7 protein 2. HPV18 E7 protein 3. Lysis buffer





Novus Biologicals USA

10730 E. Briarwood Avenue
Centennial, CO 80112
USA
Phone: 303.730.1950
Toll Free: 1.888.506.6887
Fax: 303.730.1966
nb-customerservice@bio-techne.com

Bio-Techne Canada

21 Canmotor Ave
Toronto, ON M8Z 4E6
Canada
Phone: 905.827.6400
Toll Free: 855.668.8722
Fax: 905.827.6402
canada.inquires@bio-techne.com

Bio-Techne Ltd

19 Barton Lane
Abingdon Science Park
Abingdon, OX14 3NB, United Kingdom
Phone: (44) (0) 1235 529449
Free Phone: 0800 37 34 15
Fax: (44) (0) 1235 533420
info.EMEA@bio-techne.com

General Contact Information

www.novusbio.com
Technical Support: nb-technical@bio-techne.com
Orders: nb-customerservice@bio-techne.com
General: novus@novusbio.com

Products Related to NBP3-25510

HAF008	Goat anti-Rabbit IgG Secondary Antibody [HRP]
NB7160	Goat anti-Rabbit IgG (H+L) Secondary Antibody [HRP]
NBP2-24891	Rabbit IgG Isotype Control

Limitations

This product is for research use only and is not approved for use in humans or in clinical diagnosis. Primary Antibodies are guaranteed for 1 year from date of receipt.

For more information on our 100% guarantee, please visit www.novusbio.com/guarantee

Earn gift cards/discounts by submitting a review: www.novusbio.com/reviews/submit/NBP3-25510

Earn gift cards/discounts by submitting a publication using this product:
www.novusbio.com/publications

