

Product Datasheet

Equine Encephalitis Virus NSP2 Antibody (HL1920) - Azide and BSA Free NBP3-25456

Unit Size: 100 ul

Store at 4C short term. Aliquot and store at -20C long term. Avoid freeze-thaw cycles.

www.novusbio.com



technical@novusbio.com

Protocols, Publications, Related Products, Reviews, Research Tools and Images at:
www.novusbio.com/NBP3-25456

Updated 7/31/2025 v.20.1

Earn rewards for product
reviews and publications.

Submit a publication at www.novusbio.com/publications

Submit a review at www.novusbio.com/reviews/destination/NBP3-25456



NBP3-25456

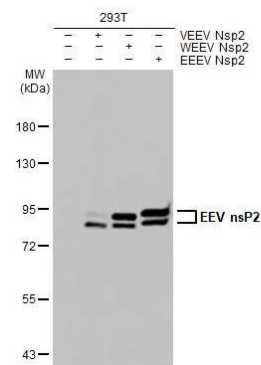
Equine Encephalitis Virus NSP2 Antibody (HL1920) - Azide and BSA Free

Product Information	
Unit Size	100 ul
Concentration	Concentrations vary lot to lot. See vial label for concentration. If unlisted please contact technical services.
Storage	Store at 4C short term. Aliquot and store at -20C long term. Avoid freeze-thaw cycles.
Clonality	Monoclonal
Clone	HL1920
Preservative	No Preservative
Isotype	IgG
Purity	Protein A purified
Buffer	PBS
Product Description	
Host	Rabbit
Species	Virus
Reactivity Notes	Venezuelan Equine Encephalitis Virus, Eastern Equine Encephalitis Virus, Western Equine Encephalitis Virus
Immunogen	Recombinant fragment of Venezuelan Equine Encephalitis Virus NSP2.
Product Application Details	
Applications	Western Blot, Immunohistochemistry-Paraffin, Immunocytochemistry/Immunofluorescence, Immunohistochemistry
Recommended Dilutions	Western Blot 1:1000-1:10000, Immunohistochemistry, Immunocytochemistry/Immunofluorescence 1:100-1:1000, Immunohistochemistry-Paraffin

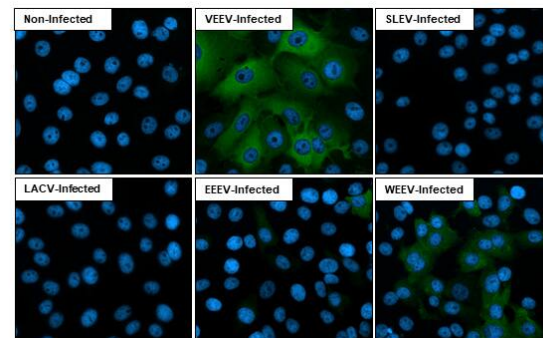


Images

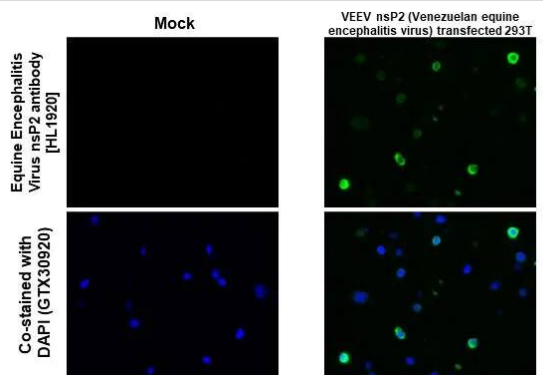
Western Blot: Equine Encephalitis Virus NSP2 Antibody (HL1920) - Azide and BSA Free [NBP3-25456] - Non-transfected (-) and transfected (+) 293T whole cell extracts (30 ug) were separated by 7.5% SDS-PAGE, and the membrane was blotted with Equine Encephalitis Virus nsP2 antibody [HL1920] (NBP3-25456) diluted at 1:5000. The HRP-conjugated anti-rabbit IgG antibody was used to detect the primary antibody, and the signal was developed with Trident ECL plus-Enhanced.



Immunocytochemistry/Immunofluorescence: Equine Encephalitis Virus NSP2 Antibody (HL1920) - Azide and BSA Free [NBP3-25456] - Immunofluorescent analysis of Venezuelan equine encephalitis virus infected cells using Venezuelan Equine Encephalitis Virus nsP2 antibody [HL1920] antibody (NBP3-25456). Sample: Multiple virus infected cells slide. Green: Venezuelan Equine Encephalitis Virus nsP2 antibody [HL1920] antibody (NBP3-25456) diluted at 1:100. Blue: Fluoroshield with DAPI .



Immunohistochemistry-Paraffin: Equine Encephalitis Virus NSP2 Antibody (HL1920) - Azide and BSA Free [NBP3-25456] - Equine Encephalitis Virus nsP2 antibody [HL1920] detects Equine Encephalitis Virus nsP2 protein by immunohistochemical analysis. Sample: Paraffin-embedded mock and VEEV nsP2 (Venezuelan equine encephalitis virus) - transfected 293T cell pellet. Green: Equine Encephalitis Virus nsP2 stained by Equine Encephalitis Virus nsP2 antibody [HL1920] (NBP3-25456) diluted at 1:5000. Blue: Fluoroshield with DAPI . Antigen Retrieval: Citrate buffer, pH 6.0, 15 min





Novus Biologicals USA

10730 E. Briarwood Avenue
Centennial, CO 80112
USA
Phone: 303.730.1950
Toll Free: 1.888.506.6887
Fax: 303.730.1966
nb-customerservice@bio-techne.com

Bio-Techne Canada

21 Canmotor Ave
Toronto, ON M8Z 4E6
Canada
Phone: 905.827.6400
Toll Free: 855.668.8722
Fax: 905.827.6402
canada.inquires@bio-techne.com

Bio-Techne Ltd

19 Barton Lane
Abingdon Science Park
Abingdon, OX14 3NB, United Kingdom
Phone: (44) (0) 1235 529449
Free Phone: 0800 37 34 15
Fax: (44) (0) 1235 533420
info.EMEA@bio-techne.com

General Contact Information

www.novusbio.com
Technical Support: nb-technical@bio-techne.com
Orders: nb-customerservice@bio-techne.com
General: novus@novusbio.com

Products Related to NBP3-25456

HAF008	Goat anti-Rabbit IgG Secondary Antibody [HRP]
NB7160	Goat anti-Rabbit IgG (H+L) Secondary Antibody [HRP]
NBP2-24891	Rabbit IgG Isotype Control

Limitations

This product is for research use only and is not approved for use in humans or in clinical diagnosis. Primary Antibodies are guaranteed for 1 year from date of receipt.

For more information on our 100% guarantee, please visit www.novusbio.com/guarantee

Earn gift cards/discounts by submitting a review: www.novusbio.com/reviews/submit/NBP3-25456

Earn gift cards/discounts by submitting a publication using this product:
www.novusbio.com/publications

