

Product Datasheet

Collagen I/II/III Antibody (HL2048 + HL1907) - Azide and BSA Free NBP3-25417

Unit Size: 100 ul

Store at 4C short term. Aliquot and store at -20C long term. Avoid freeze-thaw cycles.

www.novusbio.com



technical@novusbio.com

Protocols, Publications, Related Products, Reviews, Research Tools and Images at:
www.novusbio.com/NBP3-25417

Updated 12/19/2023 v.20.1

Earn rewards for product reviews and publications.

Submit a publication at www.novusbio.com/publications

Submit a review at www.novusbio.com/reviews/destination/NBP3-25417



NBP3-25417

Collagen I/II/III Antibody (HL2048 + HL1907) - Azide and BSA Free

Product Information	
Unit Size	100 ul
Concentration	Concentrations vary lot to lot. See vial label for concentration. If unlisted please contact technical services.
Storage	Store at 4C short term. Aliquot and store at -20C long term. Avoid freeze-thaw cycles.
Clonality	Monoclonal
Clone	HL2048 + HL1907
Preservative	No Preservative
Isotype	IgG
Purity	Protein A purified
Buffer	PBS

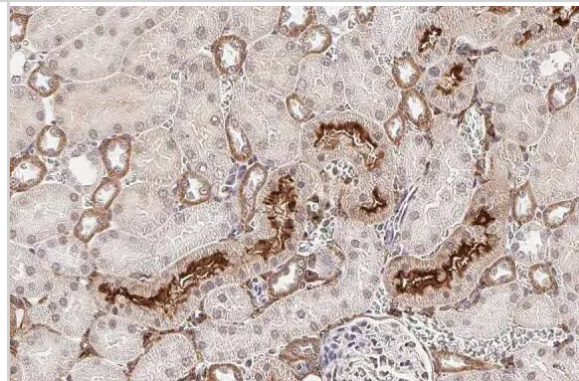
Product Description	
Host	Rabbit
Gene ID	1277
Gene Symbol	COL1A1
Species	Human, Mouse, Rat
Immunogen	Recombinant fragment of human Collagen I/II/III.

Product Application Details	
Applications	Western Blot, Immunohistochemistry, Immunohistochemistry-Paraffin
Recommended Dilutions	Western Blot 1:500-1:3000, Immunohistochemistry, Immunohistochemistry-Paraffin

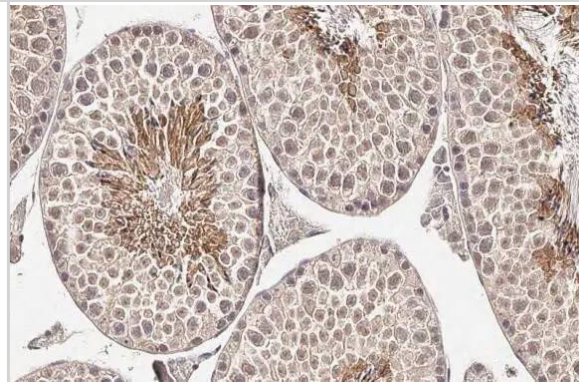


Images

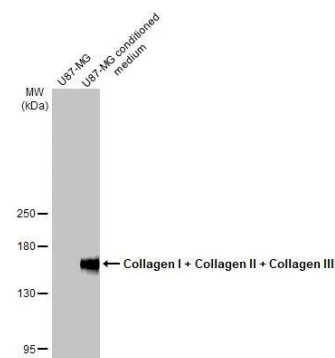
Immunohistochemistry-Paraffin: Collagen I/II/III Antibody (HL2048 + HL1907) - Azide and BSA Free [NBP3-25417] - Collagen I + Collagen II + Collagen III antibody [HL2048 + HL1907] detects secreted Collagen I + Collagen II + Collagen III protein by immunohistochemical analysis.
Sample: Paraffin-embedded rat kidney. Collagen I + Collagen II + Collagen III stained by Collagen I + Collagen II + Collagen III antibody [HL2048 + HL1907] (NBP3-25417) diluted at 1:100. Antigen Retrieval: Citrate buffer, pH 6.0, 15 min



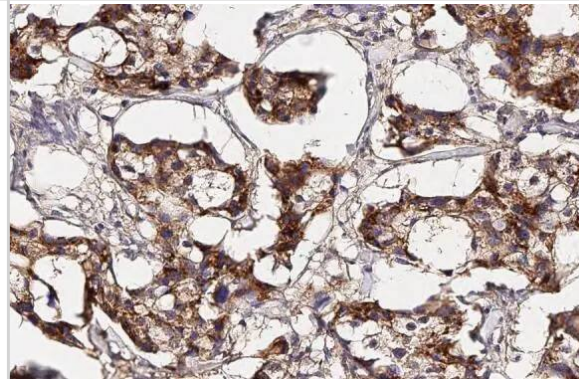
Immunohistochemistry-Paraffin: Collagen I/II/III Antibody (HL2048 + HL1907) - Azide and BSA Free [NBP3-25417] - Collagen I + Collagen II + Collagen III antibody [HL2048 + HL1907] detects secreted Collagen I + Collagen II + Collagen III protein by immunohistochemical analysis.
Sample: Paraffin-embedded mouse testis. Collagen I + Collagen II + Collagen III stained by Collagen I + Collagen II + Collagen III antibody [HL2048 + HL1907] (NBP3-25417) diluted at 1:100. Antigen Retrieval: Citrate buffer, pH 6.0, 15 min



Western Blot: Collagen I/II/III Antibody (HL2048 + HL1907) - Azide and BSA Free [NBP3-25417] - U87-MG whole cell extract and conditioned medium (30 ug) were separated by 5% SDS-PAGE, and the membrane was blotted with Collagen I + Collagen II + Collagen III antibody [HL2048 + HL1907] (NBP3-25417) diluted at 1:2000. The HRP-conjugated anti-rabbit IgG antibody was used to detect the primary antibody.



Immunohistochemistry-Paraffin: Collagen I/II/III Antibody (HL2048 + HL1907) - Azide and BSA Free [NBP3-25417] - Collagen I + Collagen II + Collagen III antibody [HL2048 + HL1907] detects secreted Collagen I + Collagen II + Collagen III protein by immunohistochemical analysis.
Sample: Paraffin-embedded human breast carcinoma. Collagen I + Collagen II + Collagen III stained by Collagen I + Collagen II + Collagen III antibody [HL2048 + HL1907] (NBP3-25417) diluted at 1:100. Antigen Retrieval: Citrate buffer, pH 6.0, 15 min





Novus Biologicals USA

10730 E. Briarwood Avenue
Centennial, CO 80112
USA
Phone: 303.730.1950
Toll Free: 1.888.506.6887
Fax: 303.730.1966
nb-customerservice@bio-techne.com

Bio-Techne Canada

21 Canmotor Ave
Toronto, ON M8Z 4E6
Canada
Phone: 905.827.6400
Toll Free: 855.668.8722
Fax: 905.827.6402
canada.inquires@bio-techne.com

Bio-Techne Ltd

19 Barton Lane
Abingdon Science Park
Abingdon, OX14 3NB, United Kingdom
Phone: (44) (0) 1235 529449
Free Phone: 0800 37 34 15
Fax: (44) (0) 1235 533420
info.EMEA@bio-techne.com

General Contact Information

www.novusbio.com
Technical Support: nb-technical@bio-techne.com
Orders: nb-customerservice@bio-techne.com
General: novus@novusbio.com

Products Related to NBP3-25417

HAF008	Goat anti-Rabbit IgG Secondary Antibody [HRP]
NB7160	Goat anti-Rabbit IgG (H+L) Secondary Antibody [HRP]
NBP2-24891	Rabbit IgG Isotype Control
7754-BH-005/CF	TGF-beta 1 [Unconjugated]

Limitations

This product is for research use only and is not approved for use in humans or in clinical diagnosis. Primary Antibodies are guaranteed for 1 year from date of receipt.

For more information on our 100% guarantee, please visit www.novusbio.com/guarantee

Earn gift cards/discounts by submitting a review: www.novusbio.com/reviews/submit/NBP3-25417

Earn gift cards/discounts by submitting a publication using this product:
www.novusbio.com/publications

