

# Product Datasheet

## Fc gamma RIIB/CD32b Antibody (HL1948) - Azide and BSA Free NBP3-25404

Unit Size: 100 ul

Store at 4C short term. Aliquot and store at -20C long term. Avoid freeze-thaw cycles.

[www.novusbio.com](http://www.novusbio.com)



[technical@novusbio.com](mailto:technical@novusbio.com)

Protocols, Publications, Related Products, Reviews, Research Tools and Images at:  
[www.novusbio.com/NBP3-25404](http://www.novusbio.com/NBP3-25404)

Updated 7/31/2025 v.20.1

Earn rewards for product reviews and publications.

Submit a publication at [www.novusbio.com/publications](http://www.novusbio.com/publications)

Submit a review at [www.novusbio.com/reviews/destination/NBP3-25404](http://www.novusbio.com/reviews/destination/NBP3-25404)



**NBP3-25404**

Fc gamma RIIB/CD32b Antibody (HL1948) - Azide and BSA Free

Product Information	
Unit Size	100 ul
Concentration	Concentrations vary lot to lot. See vial label for concentration. If unlisted please contact technical services.
Storage	Store at 4C short term. Aliquot and store at -20C long term. Avoid freeze-thaw cycles.
Clonality	Monoclonal
Clone	HL1948
Preservative	No Preservative
Isotype	IgG
Purity	Protein A purified
Buffer	PBS
Target Molecular Weight	45 kDa

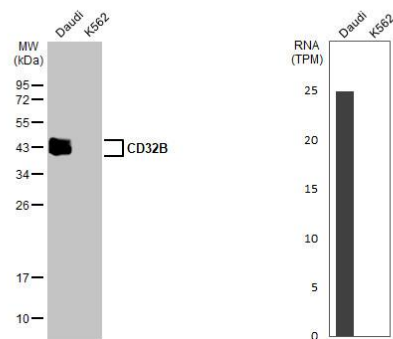
Product Description	
Host	Rabbit
Gene ID	2213
Gene Symbol	FCGR2B
Species	Human, Rat
Immunogen	Recombinant protein encompassing a sequence within the C-terminus region of human Fc gamma RIIB/CD32b. The exact sequence is proprietary.

Product Application Details	
Applications	Western Blot, Immunohistochemistry-Paraffin, Immunocytochemistry/ Immunofluorescence, Immunohistochemistry
Recommended Dilutions	Western Blot 1:500-1:3000, Immunohistochemistry Assay dependent, Immunocytochemistry/ Immunofluorescence Assay dependent, Immunohistochemistry-Paraffin Assay dependent

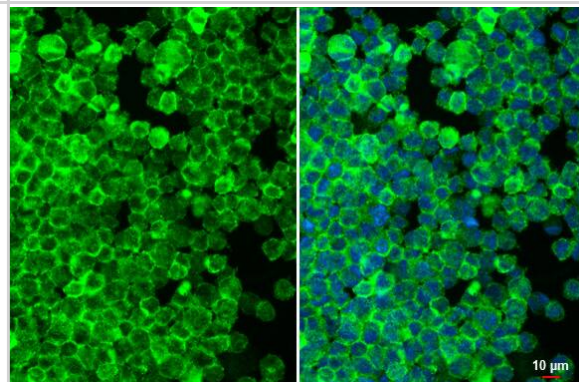


## Images

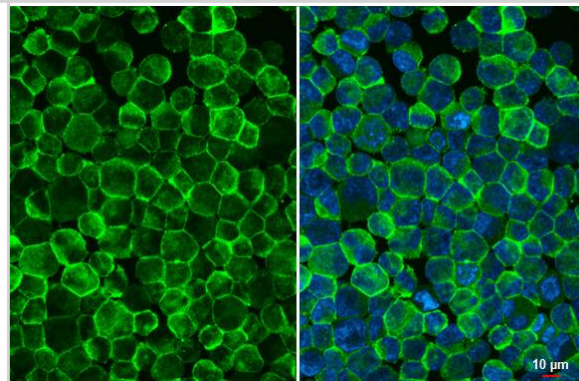
**Western Blot:** Fc gamma RIIB/CD32b Antibody (HL1948) - Azide and BSA Free [NBP3-25404] - Various whole cell extracts (30 ug) were separated by 12% SDS-PAGE, and the membrane was blotted with CD32B antibody [HL1948] (NBP3-25404) diluted at 1:1000. The HRP-conjugated anti-rabbit IgG antibody was used to detect the primary antibody. Corresponding RNA expression data for the same cell lines are based on Human Protein Atlas program.



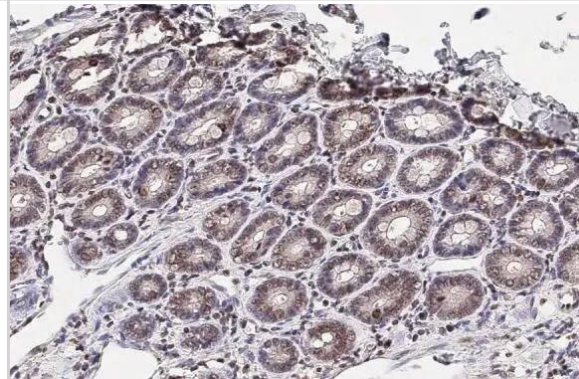
**Immunocytochemistry/Immunofluorescence:** Fc gamma RIIB/CD32b Antibody (HL1948) - Azide and BSA Free [NBP3-25404] - CD32B antibody [HL1948] detects CD32B protein at cell membrane by immunofluorescent analysis. Sample: U937 cells were fixed in 4% paraformaldehyde at RT for 15 min. Green: CD32B stained by CD32B antibody [HL1948] (NBP3-25404) diluted at 1:1000. Blue: Fluoroshield with DAPI.



**Immunocytochemistry/Immunofluorescence:** Fc gamma RIIB/CD32b Antibody (HL1948) - Azide and BSA Free [NBP3-25404] - CD32B antibody [HL1948] detects CD32B protein by immunofluorescent analysis. Sample: K562 cells were fixed in 4% paraformaldehyde at RT for 15 min. Green: CD32B stained by CD32B antibody [HL1948] (NBP3-25404) diluted at 1:500. Blue: Fluoroshield with DAPI.



**Immunohistochemistry-Paraffin:** Fc gamma RIIB/CD32b Antibody (HL1948) - Azide and BSA Free [NBP3-25404] - CD32B antibody [HL1948] detects CD32B protein at cell membrane by immunohistochemical analysis. Sample: Paraffin-embedded rat duodenum. CD32B stained by CD32B antibody [HL1948] (NBP3-25404) diluted at 1:100. Antigen Retrieval: Citrate buffer, pH 6.0, 15 min





### **Novus Biologicals USA**

10730 E. Briarwood Avenue  
Centennial, CO 80112  
USA  
Phone: 303.730.1950  
Toll Free: 1.888.506.6887  
Fax: 303.730.1966  
nb-customerservice@bio-techne.com

### **Bio-Techne Canada**

21 Canmotor Ave  
Toronto, ON M8Z 4E6  
Canada  
Phone: 905.827.6400  
Toll Free: 855.668.8722  
Fax: 905.827.6402  
canada.inquires@bio-techne.com

### **Bio-Techne Ltd**

19 Barton Lane  
Abingdon Science Park  
Abingdon, OX14 3NB, United Kingdom  
Phone: (44) (0) 1235 529449  
Free Phone: 0800 37 34 15  
Fax: (44) (0) 1235 533420  
info.EMEA@bio-techne.com

### **General Contact Information**

[www.novusbio.com](http://www.novusbio.com)  
Technical Support: nb-technical@bio-techne.com  
Orders: nb-customerservice@bio-techne.com  
General: novus@novusbio.com

### **Products Related to NBP3-25404**

---

HAF008	Goat anti-Rabbit IgG Secondary Antibody [HRP]
NB7160	Goat anti-Rabbit IgG (H+L) Secondary Antibody [HRP]
NBP2-24891	Rabbit IgG Isotype Control
210-TA-005	TNF-alpha [Unconjugated]

---

### **Limitations**

This product is for research use only and is not approved for use in humans or in clinical diagnosis. Primary Antibodies are guaranteed for 1 year from date of receipt.

For more information on our 100% guarantee, please visit [www.novusbio.com/guarantee](http://www.novusbio.com/guarantee)

Earn gift cards/discounts by submitting a review: [www.novusbio.com/reviews/submit/NBP3-25404](http://www.novusbio.com/reviews/submit/NBP3-25404)

Earn gift cards/discounts by submitting a publication using this product:  
[www.novusbio.com/publications](http://www.novusbio.com/publications)

