

Product Datasheet

MSH2 Antibody (CL13713)

NBP3-24572-100ul

Unit Size: 100 ul

Store at 4C short term. Aliquot and store at -20C long term. Avoid freeze-thaw cycles.

www.novusbio.com



technical@novusbio.com

Protocols, Publications, Related Products, Reviews, Research Tools and Images at:
www.novusbio.com/NBP3-24572

Updated 2/27/2025 v.20.1

Earn rewards for product
reviews and publications.

Submit a publication at www.novusbio.com/publications

Submit a review at www.novusbio.com/reviews/destination/NBP3-24572



NBP3-24572-100ul

MSH2 Antibody (CL13713)

Product Information

Unit Size	100 ul
Concentration	Concentrations vary lot to lot. See vial label for concentration. If unlisted please contact technical services.
Storage	Store at 4C short term. Aliquot and store at -20C long term. Avoid freeze-thaw cycles.
Clonality	Monoclonal
Clone	CL13713
Preservative	0.02% Sodium Azide
Isotype	IgG2a
Purity	Protein A purified
Buffer	PBS, pH 7.2, 40% glycerol

Product Description

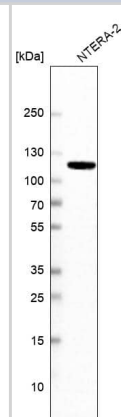
Host	Mouse
Gene ID	4436
Gene Symbol	MSH2
Species	Human
Immunogen	This antibody was developed using a synthetic peptide derived from P43246, with the exact immunogen sequence remaining proprietary.

Product Application Details

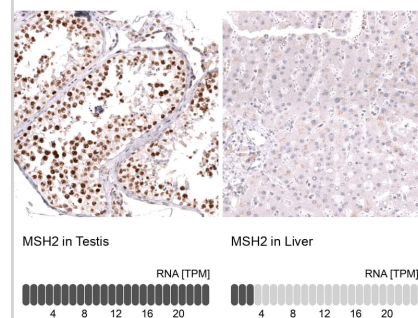
Applications	Western Blot, Immunocytochemistry/ Immunofluorescence, Immunohistochemistry, Immunohistochemistry-Paraffin
Recommended Dilutions	Western Blot 1ug/ml, Immunohistochemistry 1:50 - 1:200, Immunocytochemistry/ Immunofluorescence 2-10 ug/ml, Immunohistochemistry-Paraffin 1:50 - 1:200
Application Notes	For IHC-Paraffin, we recommend using Heat-Induced Epitope Retrieval (HIER) with a pH level of 6. This optimized retrieval method ensures the best results for your experiments, For ICC/IF, we recommend using a combination of PFA and Triton X-100. This will give you the optimal results for your experiments.

Images

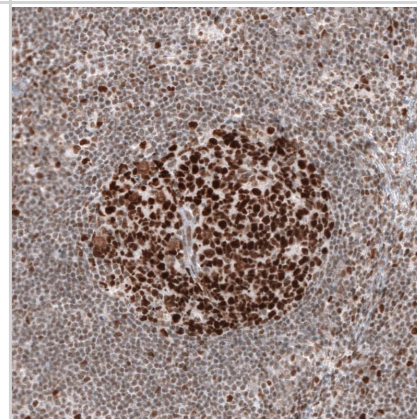
Western blot analysis in human cell line NTERA-2.



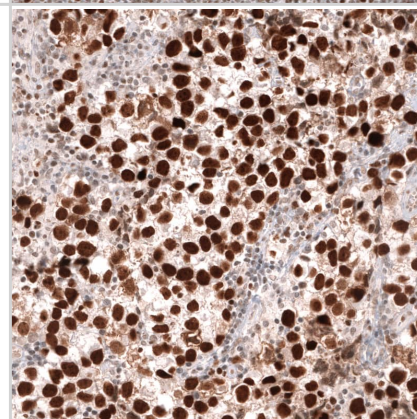
Analysis in human testis and liver tissues using NBP3-24572 antibody. Corresponding MSH2 RNA-seq data are presented for the same tissues.



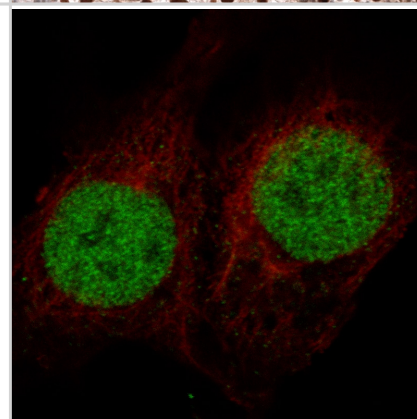
Staining of human lymph node shows strong nuclear positivity in germinal center cells.



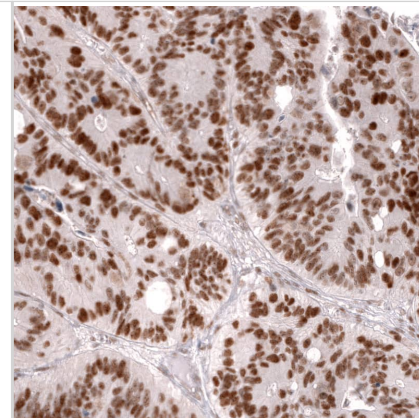
Staining of human testis cancer (seminoma) shows strong nuclear positivity in tumor cells.



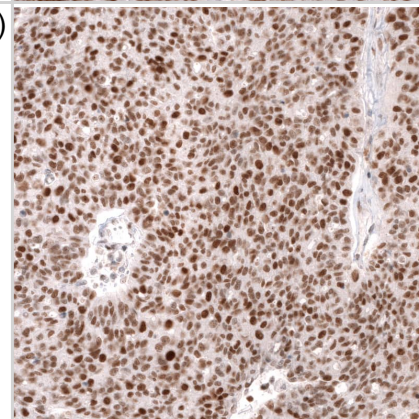
Staining in NTERA-2 cell line with Anti-MSH2 monoclonal antibody, showing specific staining of nucleoplasm in green. Microtubule- and nuclear probes are visualized in red and blue respectively (where available).



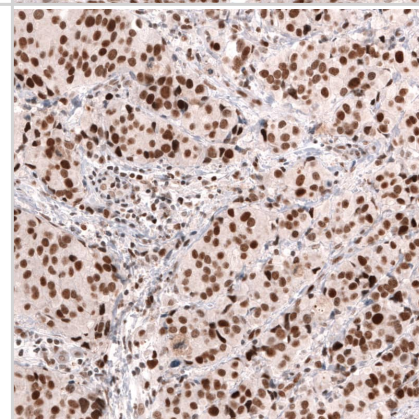
Staining of human colorectal cancer shows strong nuclear positivity in tumor cells.



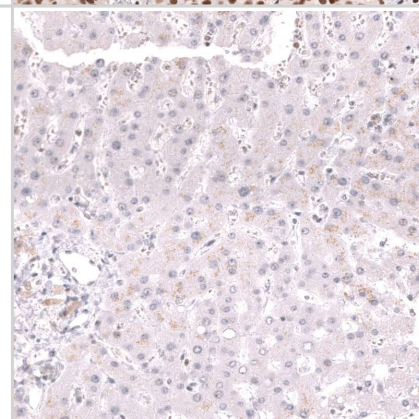
Staining of human ovarian cancer (high grade serous ovarian carcinoma) shows strong nuclear positivity in tumor cells.



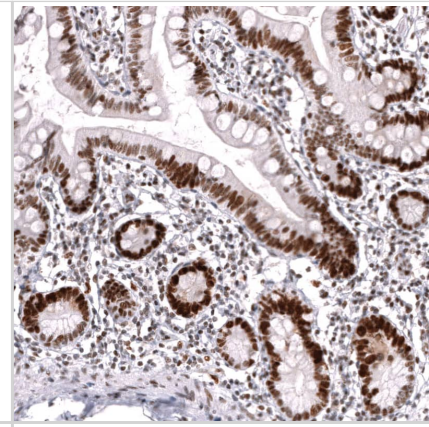
Staining of human breast cancer (ductal carcinoma) shows strong nuclear positivity in tumor cells.



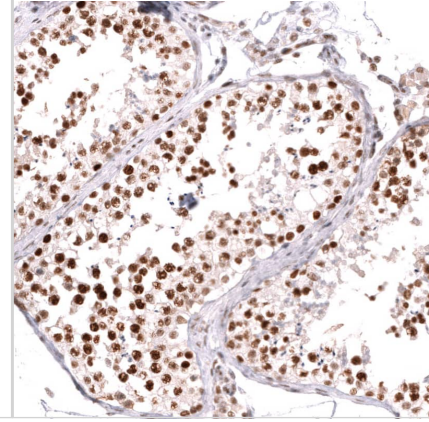
Staining of human liver shows no nuclear positivity in hepatocytes as expected.



Staining of human small intestine shows strong nuclear positivity in glandular cells.



Staining of human testis shows strong nuclear positivity in cells in seminiferous ducts.



**Novus Biologicals USA**

10730 E. Briarwood Avenue
Centennial, CO 80112
USA
Phone: 303.730.1950
Toll Free: 1.888.506.6887
Fax: 303.730.1966
nb-customerservice@bio-techne.com

Bio-Techne Canada

21 Canmotor Ave
Toronto, ON M8Z 4E6
Canada
Phone: 905.827.6400
Toll Free: 855.668.8722
Fax: 905.827.6402
canada.inquires@bio-techne.com

Bio-Techne Ltd

19 Barton Lane
Abingdon Science Park
Abingdon, OX14 3NB, United Kingdom
Phone: (44) (0) 1235 529449
Free Phone: 0800 37 34 15
Fax: (44) (0) 1235 533420
info.EMEA@bio-techne.com

General Contact Information

www.novusbio.com
Technical Support: nb-technical@bio-techne.com
Orders: nb-customerservice@bio-techne.com
General: novus@novusbio.com

Products Related to NBP3-24572-100ul

HAF007	Goat anti-Mouse IgG Secondary Antibody [HRP]
NB720-B	Rabbit anti-Mouse IgG (H+L) Secondary Antibody [Biotin]
NBP1-96778	Mouse IgG2a Isotype Control (M2A)
H00004436-P01-10ug	Recombinant Human MSH2 GST (N-Term) Protein

Limitations

This product is for research use only and is not approved for use in humans or in clinical diagnosis. Primary Antibodies are guaranteed for 1 year from date of receipt.

For more information on our 100% guarantee, please visit www.novusbio.com/guarantee

Earn gift cards/discounts by submitting a review: www.novusbio.com/reviews/submit/NBP3-24572

Earn gift cards/discounts by submitting a publication using this product:
www.novusbio.com/publications

