

# Product Datasheet

## MZF1 Antibody (PCRP-MZF1-1E8) - Azide and BSA Free NBP3-24013

Unit Size: 100 ug

Store at -20 to -80C. Avoid freeze-thaw cycles.

[www.novusbio.com](http://www.novusbio.com)



[technical@novusbio.com](mailto:technical@novusbio.com)

Protocols, Publications, Related Products, Reviews, Research Tools and Images at:  
[www.novusbio.com/NBP3-24013](http://www.novusbio.com/NBP3-24013)

Updated 7/16/2024 v.20.1

Earn rewards for product  
reviews and publications.

Submit a publication at [www.novusbio.com/publications](http://www.novusbio.com/publications)

Submit a review at [www.novusbio.com/reviews/destination/NBP3-24013](http://www.novusbio.com/reviews/destination/NBP3-24013)



**NBP3-24013**

MZF1 Antibody (PCRP-MZF1-1E8) - Azide and BSA Free

Product Information	
Unit Size	100 ug
Concentration	1 mg/ml
Storage	Store at -20 to -80C. Avoid freeze-thaw cycles.
Clonality	Monoclonal
Clone	PCRP-MZF1-1E8
Preservative	No Preservative
Isotype	IgG2a
Purity	Protein A or G purified
Buffer	10mM PBS

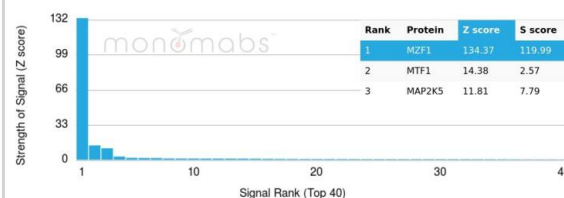
Product Description	
Description	Antibody without azide - store at -20 to -80C.
Host	Mouse
Gene ID	7593
Gene Symbol	MZF1
Species	Human
Immunogen	Recombinant fragment (around aa37-128) of human MZF1 protein

Product Application Details	
Applications	Flow Cytometry, Immunocytochemistry/ Immunofluorescence, Immunohistochemistry-Paraffin
Recommended Dilutions	Flow Cytometry 1-2ug/million cells, Immunocytochemistry/ Immunofluorescence 1-2ug/ml, Immunohistochemistry-Paraffin 1-2ug/ml
Application Notes	Immunohistochemistry-Paraffin: 1-2ug/ml for 30 minutes at RT. Staining of formalin-fixed tissues requires heating tissue sections in 10mM Tris with 1mM EDTA, pH 9.0, for 45 min at 95C followed by cooling at RT for 20 minutes. Optimal dilution for a specific application should be determined.

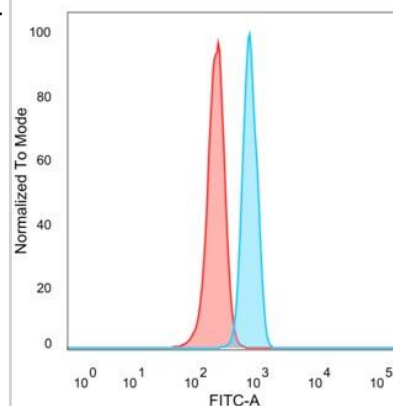


## Images

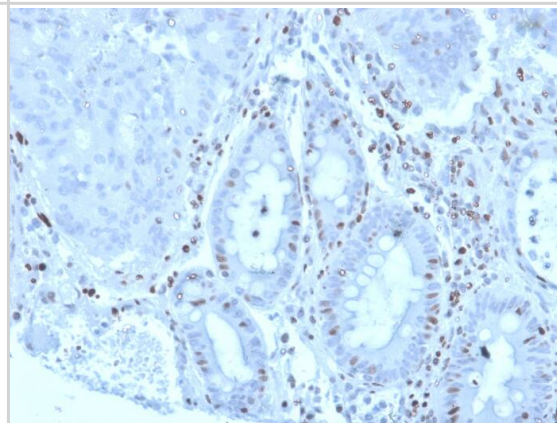
Analysis of Protein Array containing more than 19,000 full-length human proteins using MZF1 antibody (PCRP-MZF1-1E8) - Azide and BSA Free



Flow cytometric analysis of PFA-fixed HeLa cells.MZF1 antibody (PCRP-MZF1-1E8) - Azide and BSA Free followed by goat anti-mouse IgG-CF488 (blue), unstained cells (red).



Formalin-fixed, paraffin-embedded human colon carcinoma stained with MZF1 antibody (PCRP-MZF1-1E8) - Azide and BSA Free. HIER: Tris/EDTA, pH9.0, 45min. Secondary: HRP-polymer, 30min. DAB, 5min.





### **Novus Biologicals USA**

10730 E. Briarwood Avenue  
Centennial, CO 80112  
USA  
Phone: 303.730.1950  
Toll Free: 1.888.506.6887  
Fax: 303.730.1966  
nb-customerservice@bio-techne.com

### **Bio-Techne Canada**

21 Canmotor Ave  
Toronto, ON M8Z 4E6  
Canada  
Phone: 905.827.6400  
Toll Free: 855.668.8722  
Fax: 905.827.6402  
canada.inquires@bio-techne.com

### **Bio-Techne Ltd**

19 Barton Lane  
Abingdon Science Park  
Abingdon, OX14 3NB, United Kingdom  
Phone: (44) (0) 1235 529449  
Free Phone: 0800 37 34 15  
Fax: (44) (0) 1235 533420  
info.EMEA@bio-techne.com

### **General Contact Information**

[www.novusbio.com](http://www.novusbio.com)  
Technical Support: nb-technical@bio-techne.com  
Orders: nb-customerservice@bio-techne.com  
General: novus@novusbio.com

### **Products Related to NBP3-24013**

---

HAF007	Goat anti-Mouse IgG Secondary Antibody [HRP]
NB720-B	Rabbit anti-Mouse IgG (H+L) Secondary Antibody [Biotin]
NBP1-96778	Mouse IgG2a Isotype Control (M2A)
H00007593-P01-2ug	Recombinant Human MZF1 GST (N-Term) Protein

---

### **Limitations**

This product is for research use only and is not approved for use in humans or in clinical diagnosis. Primary Antibodies are guaranteed for 1 year from date of receipt.

For more information on our 100% guarantee, please visit [www.novusbio.com/guarantee](http://www.novusbio.com/guarantee)

Earn gift cards/discounts by submitting a review: [www.novusbio.com/reviews/submit/NBP3-24013](http://www.novusbio.com/reviews/submit/NBP3-24013)

Earn gift cards/discounts by submitting a publication using this product:  
[www.novusbio.com/publications](http://www.novusbio.com/publications)

