

Product Datasheet

EZH2/KMT6 Antibody (EZH2/6988) - Azide and BSA Free NBP3-20982

Unit Size: 100 ug

Store at -20 to -70C. Avoid freeze-thaw cycles.

www.novusbio.com



technical@novusbio.com

Protocols, Publications, Related Products, Reviews, Research Tools and Images at:
www.novusbio.com/NBP3-20982

Updated 7/16/2024 v.20.1

Earn rewards for product
reviews and publications.

Submit a publication at www.novusbio.com/publications

Submit a review at www.novusbio.com/reviews/destination/NBP3-20982



NBP3-20982

EZH2/KMT6 Antibody (EZH2/6988) - Azide and BSA Free

| Product Information | |
|---------------------|---|
| Unit Size | 100 ug |
| Concentration | 1 mg/ml |
| Storage | Store at -20 to -70C. Avoid freeze-thaw cycles. |
| Clonality | Monoclonal |
| Clone | EZH2/6988 |
| Preservative | No Preservative |
| Isotype | IgG Kappa |
| Purity | Protein A or G purified |
| Buffer | 10mM PBS |

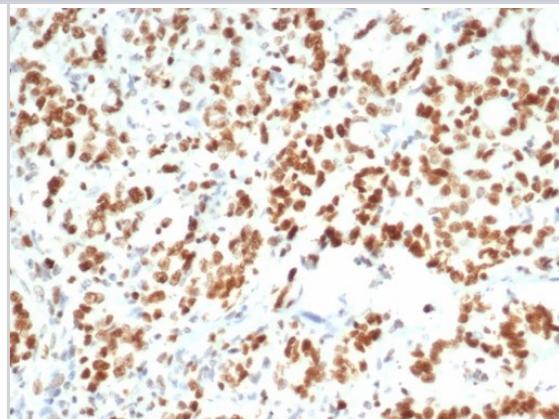
| Product Description | |
|---------------------|---|
| Description | <p>Positive Controls: MCF7, HeLa, U-2 OS or HEK-293 whole cell lysates. Human tonsil, testis or prostate tissue.</p> <p>Antibody with azide - store at 2 to 8C. Antibody without azide - store at -20 to -80C. Non-hazardous. No MSDS required.</p> |
| Host | Mouse |
| Gene ID | 2146 |
| Gene Symbol | EZH2 |
| Species | Human |
| Immunogen | Recombinant fragment (around aa300-550) of human EZH2/KMT6 protein (exact sequence is proprietary) |

| Product Application Details | |
|-----------------------------|--|
| Applications | Western Blot, ELISA, Flow Cytometry, Immunohistochemistry-Paraffin |
| Recommended Dilutions | Western Blot 1-2 ug/ml, Flow Cytometry 1-2 ug/million cells, ELISA, Immunohistochemistry-Paraffin 1-2 ug/ml |
| Application Notes | <p>ELISA: For coating, order antibody without BSA</p> <p>Immunohistochemistry (Formalin-fixed): 1-2ug/ml for 30 minutes. at RT. Staining of formalin-fixed tissues requires heating tissue sections in 10mM Tris with 1mM EDTA, pH 9.0, for 45 min at 95C followed by cooling at RT for 20 minutes.</p> <p>Optimal dilution for a specific application should be determined.</p> |

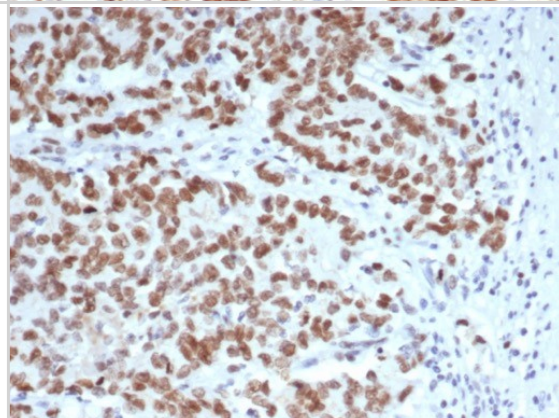


Images

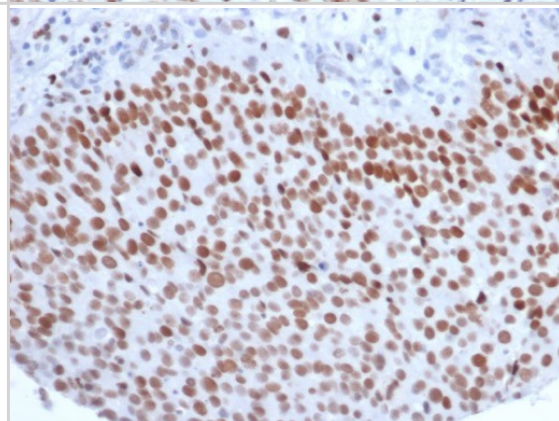
Formalin-fixed, paraffin-embedded human bladder carcinoma stained with EZH2/KMT6 antibody (EZH2/6988). HIER: Tris/EDTA, pH9.0, 45min. Secondary: HRP-polymer, 30min. DAB, 5min.



FFPE human Lynch syndrome colon carcinoma stained with EZH2/KMT6 antibody (EZH2/6988). HIER: Tris/EDTA, pH9.0, 45min. Secondary: HRP-polymer, 30min. DAB, 5min.



Formalin-fixed, paraffin-embedded human bladder carcinoma stained with EZH2/KMT6 antibody (EZH2/6988). HIER: Tris/EDTA, pH9.0, 45min. Secondary: HRP-polymer, 30min. DAB, 5min.





Novus Biologicals USA

10730 E. Briarwood Avenue
Centennial, CO 80112
USA
Phone: 303.730.1950
Toll Free: 1.888.506.6887
Fax: 303.730.1966
nb-customerservice@bio-techne.com

Bio-Techne Canada

21 Canmotor Ave
Toronto, ON M8Z 4E6
Canada
Phone: 905.827.6400
Toll Free: 855.668.8722
Fax: 905.827.6402
canada.inquires@bio-techne.com

Bio-Techne Ltd

19 Barton Lane
Abingdon Science Park
Abingdon, OX14 3NB, United Kingdom
Phone: (44) (0) 1235 529449
Free Phone: 0800 37 34 15
Fax: (44) (0) 1235 533420
info.EMEA@bio-techne.com

General Contact Information

www.novusbio.com
Technical Support: nb-technical@bio-techne.com
Orders: nb-customerservice@bio-techne.com
General: novus@novusbio.com

Products Related to NBP3-20982

| | |
|--------------------|---|
| HAF007 | Goat anti-Mouse IgG Secondary Antibody [HRP] |
| NB720-B | Rabbit anti-Mouse IgG (H+L) Secondary Antibody [Biotin] |
| H00002146-P01-10ug | Recombinant Human EZH2/KMT6 GST (N-Term) Protein |
| DKK300 | Kallikrein 3/PSA [HRP] |

Limitations

This product is for research use only and is not approved for use in humans or in clinical diagnosis. Primary Antibodies are guaranteed for 1 year from date of receipt.

For more information on our 100% guarantee, please visit www.novusbio.com/guarantee

Earn gift cards/discounts by submitting a review: www.novusbio.com/reviews/submit/NBP3-20982

Earn gift cards/discounts by submitting a publication using this product:
www.novusbio.com/publications

