

Product Datasheet

TRPS1 Antibody (TRPS1/8008R)

NBP3-20271-100ug

Unit Size: 100 ug

Store at 4C. Do not freeze.

www.novusbio.com



technical@novusbio.com

Protocols, Publications, Related Products, Reviews, Research Tools and Images at:
www.novusbio.com/NBP3-20271

Updated 7/16/2024 v.20.1

Earn rewards for product
reviews and publications.

Submit a publication at www.novusbio.com/publications

Submit a review at www.novusbio.com/reviews/destination/NBP3-20271



NBP3-20271-100ug

TRPS1 Antibody (TRPS1/8008R)

Product Information

| | |
|----------------------|-----------------------------|
| Unit Size | 100 ug |
| Concentration | 0.2 mg/ml |
| Storage | Store at 4C. Do not freeze. |
| Clonality | Monoclonal |
| Clone | TRPS1/8008R |
| Preservative | 0.05% Sodium Azide |
| Isotype | IgG Kappa |
| Purity | Protein A or G purified |
| Buffer | 10mM PBS with 0.05% BSA |

Product Description

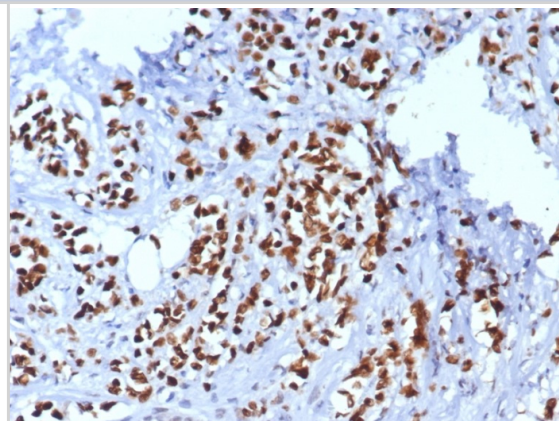
| | |
|--------------------|---|
| Description | Positive Controls: Human squamous epithelium, breast or breast cancer. Antibody with azide - store at 2 to 8C. Antibody without azide - store at -20 to -80C. Non-hazardous. No MSDS required. |
| Host | Rabbit |
| Gene ID | 7227 |
| Gene Symbol | TRPS1 |
| Species | Human |
| Immunogen | Recombinant fragment (around aa900-1100) of human TRPS1 protein (exact sequence is proprietary) |

Product Application Details

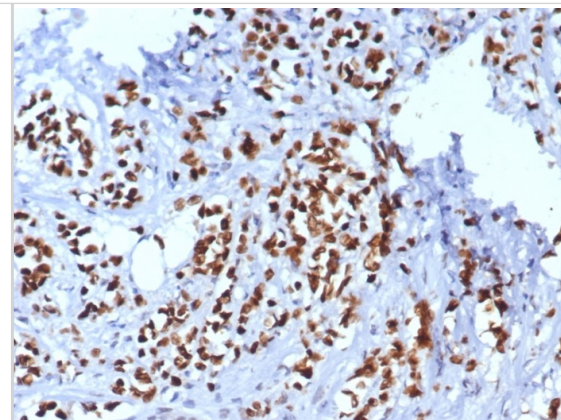
| | |
|------------------------------|---|
| Applications | Immunohistochemistry-Paraffin |
| Recommended Dilutions | Immunohistochemistry-Paraffin 1-2 ug/ml |
| Application Notes | Immunohistochemistry (Formalin-fixed): 1-2ug/ml for 30 minutes. at RT. Staining of formalin-fixed tissues requires heating tissue sections in 10mM Tris with 1mM EDTA, pH 9.0, for 45 min at 95C followed by cooling at RT for 20 minutes. Optimal dilution for a specific application should be determined. |

Images

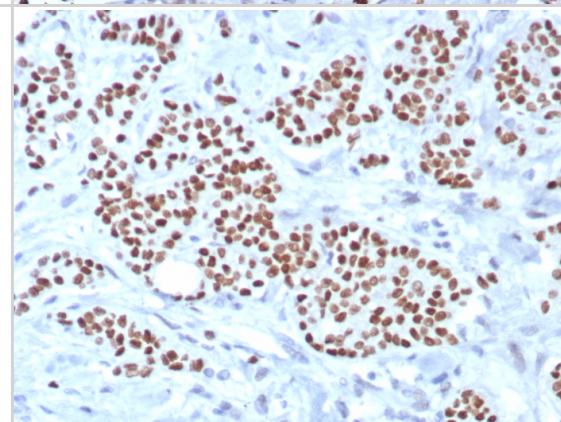
Formalin-fixed, paraffin-embedded human breast stained with TRPS1 antibody (TRPS1/8008R). HIER: Tris/EDTA, pH9.0, 45min. 2: HRP-polymer, 30min. DAB, 5min.



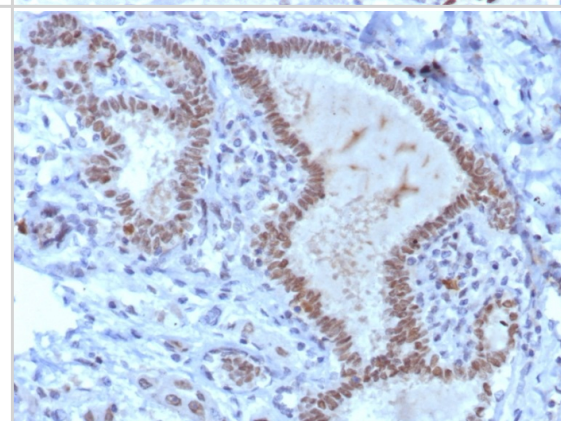
Formalin-fixed, paraffin-embedded human breast stained with TRPS1 antibody (TRPS1/8008R). HIER: Tris/EDTA, pH9.0, 45min. Secondary: HRP-polymer, 30min. DAB, 5min.



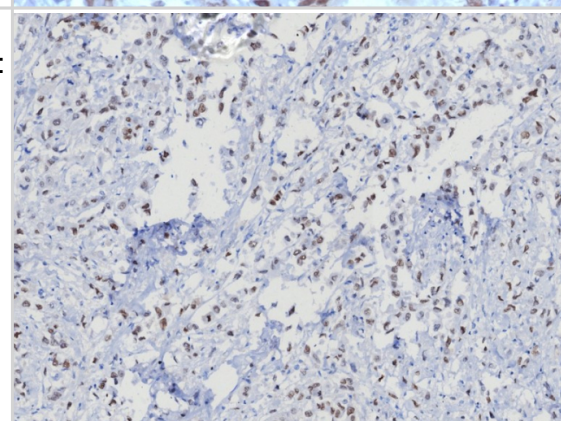
IHC analysis of formalin-fixed, paraffin-embedded human breast carcinoma. Strong nuclear staining using TRPS1 antibody (TRPS1/8008R) at 2ug/ml. HIER: Tris/EDTA, pH9.0, 45min. 2: HRP-polymer, 30min. DAB, 5min.



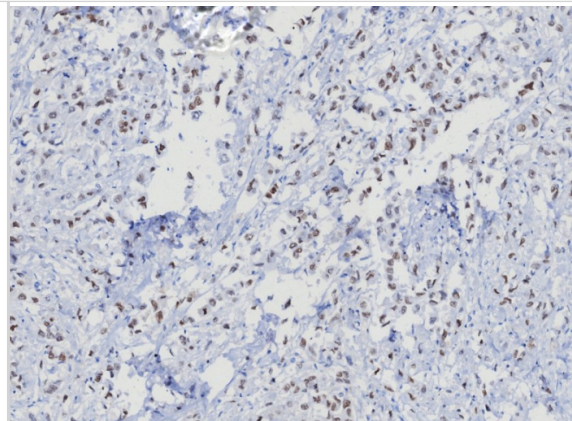
IHC analysis of formalin-fixed, paraffin-embedded human triple negative breast carcinoma. Strong nuclear staining using TRPS1 antibody (TRPS1/8008R) at 2ug/ml. HIER: Tris/EDTA, pH9.0, 45min. Secondary: HRP-polymer, 30min. DAB, 5min.



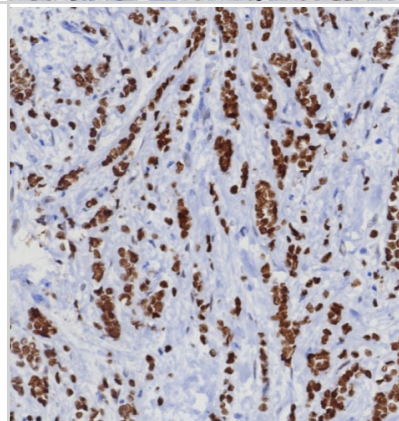
IHC analysis of formalin-fixed, paraffin-embedded human uterus. Strong nuclear staining using TRPS1 antibody (TRPS1/8008R) at 2ug/ml. HIER: Tris/EDTA, pH9.0, 45min. 2: HRP-polymer, 30min. DAB, 5min.



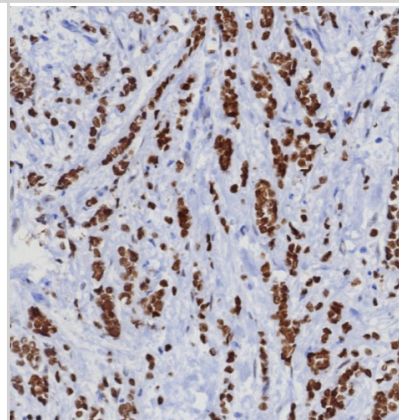
IHC analysis of formalin-fixed, paraffin-embedded human uterus. Strong nuclear staining using TRPS1 antibody (TRPS1/8008R) at 2ug/ml. HIER: Tris/EDTA, pH9.0, 45min. Secondary: HRP-polymer, 30min. DAB, 5min.



FFPE human mammary gland carcinoma stained with TRPS1 antibody (TRPS1/8008R). HIER: Tris/EDTA, pH9.0, 45min. 2: HRP-polymer, 30min. DAB, 5min.



FFPE human mammary gland carcinoma stained with TRPS1 antibody (TRPS1/8008R). HIER: Tris/EDTA, pH9.0, 45min. Secondary: HRP-polymer, 30min. DAB, 5min.





Novus Biologicals USA

10730 E. Briarwood Avenue
Centennial, CO 80112
USA
Phone: 303.730.1950
Toll Free: 1.888.506.6887
Fax: 303.730.1966
nb-customerservice@bio-techne.com

Bio-Techne Canada

21 Canmotor Ave
Toronto, ON M8Z 4E6
Canada
Phone: 905.827.6400
Toll Free: 855.668.8722
Fax: 905.827.6402
canada.inquires@bio-techne.com

Bio-Techne Ltd

19 Barton Lane
Abingdon Science Park
Abingdon, OX14 3NB, United Kingdom
Phone: (44) (0) 1235 529449
Free Phone: 0800 37 34 15
Fax: (44) (0) 1235 533420
info.EMEA@bio-techne.com

General Contact Information

www.novusbio.com
Technical Support: nb-technical@bio-techne.com
Orders: nb-customerservice@bio-techne.com
General: novus@novusbio.com

Products Related to NBP3-20271-100ug

| | |
|---------------|---|
| HAF008 | Goat anti-Rabbit IgG Secondary Antibody [HRP] |
| NB7160 | Goat anti-Rabbit IgG (H+L) Secondary Antibody [HRP] |
| NBP2-57025PEP | TRPS1 Recombinant Protein Antigen |
| 354-BP-010 | BMP-7 [Unconjugated] |

Limitations

This product is for research use only and is not approved for use in humans or in clinical diagnosis. Primary Antibodies are guaranteed for 1 year from date of receipt.

For more information on our 100% guarantee, please visit www.novusbio.com/guarantee

Earn gift cards/discounts by submitting a review: www.novusbio.com/reviews/submit/NBP3-20271

Earn gift cards/discounts by submitting a publication using this product:
www.novusbio.com/publications

