

Product Datasheet

Aminopeptidase P1/XPNPEP1 Antibody (SAIC-07E-1) - Azide and BSA Free NBP3-20091-0.2mg

Unit Size: 0.2 mg

Store at 4C for up to 3 months. For longer storage, aliquot and store at -20C.

www.novusbio.com



technical@novusbio.com

Protocols, Publications, Related Products, Reviews, Research Tools and Images at:
www.novusbio.com/NBP3-20091

Updated 10/19/2023 v.20.1

Earn rewards for product
reviews and publications.

Submit a publication at www.novusbio.com/publications

Submit a review at www.novusbio.com/reviews/destination/NBP3-20091



NBP3-20091-0.2mg

Aminopeptidase P1/XPNPEP1 Antibody (SAIC-07E-1) - Azide and BSA Free

Product Information	
Unit Size	0.2 mg
Concentration	1 mg/ml
Storage	Store at 4C for up to 3 months. For longer storage, aliquot and store at -20C.
Clonality	Monoclonal
Clone	SAIC-07E-1
Preservative	0.02% Proclin 300
Isotype	IgG Kappa
Purity	Protein A purified
Buffer	PBS

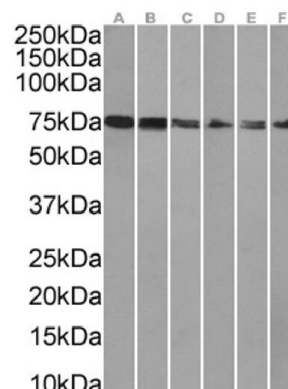
Product Description	
Host	Rabbit
Gene ID	7511
Gene Symbol	XPNPEP1
Species	Human
Immunogen	Peptide "TSLDEVYLIDSGAQYK" derived from Xaa-Pro aminopeptidase 1 conjugated to KLH.

Product Application Details	
Applications	Western Blot, ELISA, Flow Cytometry, Immunocytochemistry/Immunofluorescence, Mass Spectrometry
Recommended Dilutions	Western Blot, Flow Cytometry, ELISA, Immunocytochemistry/Immunofluorescence, Mass Spectrometry
Application Notes	This Ab can be used in immunoMRM.

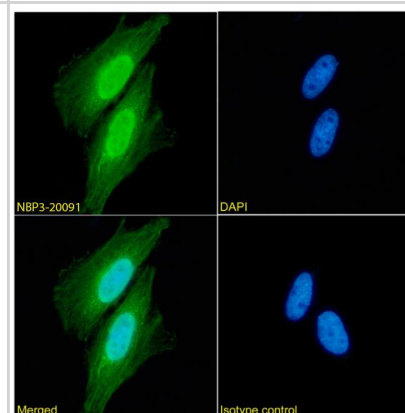


Images

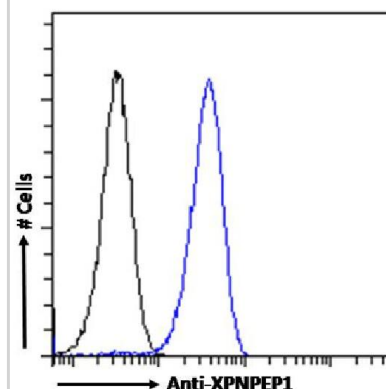
Western Blot: Aminopeptidase P1/XPNPEP1 Antibody (SAIC-07E-1) - Azide and BSA Free [NBP3-20091] - HeLa(A) (0.003ug/ml), Jurkat(B) (0.001ug/ml), MCF7(C) (0.001ug/ml), HepG2(D) (0.003ug/ml), A549(E) (0.001ug/ml) and HEK293(F) (0.003ug/ml) cell lysates (35ug protein in RIPA buffer) were resolved on a SDS PAGE gel and blots were probed with the chimeric rabbit version of SAIC-07E-1 (NBP3-20091), before detection using an anti-rabbit secondary antibody. A primary incubation of 1h was used and protein was detected by chemiluminescence.



Immunocytochemistry/Immunofluorescence: Aminopeptidase P1/XPNPEP1 Antibody (SAIC-07E-1) - Azide and BSA Free [NBP3-20091] - Immunofluorescence analysis of paraformaldehyde fixed HeLa cells permeabilized with 0.15% Triton stained with the chimeric rabbit IgG version of SAIC-07E-1 (NBP3-20091) (1:100 dilution) for 1h followed by Alexa Fluor(R) 488 secondary antibody (1:1000 dilution), showing nuclear and cytoplasmic staining. The nuclear stain is DAPI (blue). Panels show from left-right, top-bottom NBP3-20091, DAPI, merged channels and an isotype control. The isotype control was an unknown specificity antibody followed by staining with Alexa Fluor(R) 488 secondary antibody.



Flow Cytometry: Aminopeptidase P1/XPNPEP1 Antibody (SAIC-07E-1) - Azide and BSA Free [NBP3-20091] - Paraformaldehyde fixed HeLa cells permeabilized with 0.5% Triton were stained with anti-unknown specificity antibody (isotype control, black line) or the rabbit IgG version of SAIC-07E-1 (NBP3-20091, blue line) at a dilution of 1:100 for 1h at RT. After washing, the bound antibody was detected using a goat anti-rabbit IgG AlexaFluor(R) 488 antibody at a dilution of 1:1000 and cells analyzed using a FACSCanto flow-cytometer.





Novus Biologicals USA

10730 E. Briarwood Avenue
Centennial, CO 80112
USA
Phone: 303.730.1950
Toll Free: 1.888.506.6887
Fax: 303.730.1966
nb-customerservice@bio-techne.com

Bio-Techne Canada

21 Canmotor Ave
Toronto, ON M8Z 4E6
Canada
Phone: 905.827.6400
Toll Free: 855.668.8722
Fax: 905.827.6402
canada.inquires@bio-techne.com

Bio-Techne Ltd

19 Barton Lane
Abingdon Science Park
Abingdon, OX14 3NB, United Kingdom
Phone: (44) (0) 1235 529449
Free Phone: 0800 37 34 15
Fax: (44) (0) 1235 533420
info.EMEA@bio-techne.com

General Contact Information

www.novusbio.com
Technical Support: nb-technical@bio-techne.com
Orders: nb-customerservice@bio-techne.com
General: novus@novusbio.com

Products Related to NBP3-20091-0.2mg

NBP2-33376H	Blue Marker Antibody (6F4-F6) [HRP]
HAF008	Goat anti-Rabbit IgG Secondary Antibody [HRP]
NB7160	Goat anti-Rabbit IgG (H+L) Secondary Antibody [HRP]
NBP2-52110-0.1mg	Recombinant Human Aminopeptidase P1/XPNPEP1 His Protein

Limitations

This product is for research use only and is not approved for use in humans or in clinical diagnosis. Primary Antibodies are guaranteed for 1 year from date of receipt.

For more information on our 100% guarantee, please visit www.novusbio.com/guarantee

Earn gift cards/discounts by submitting a review: www.novusbio.com/reviews/submit/NBP3-20091

Earn gift cards/discounts by submitting a publication using this product:
www.novusbio.com/publications

