

Product Datasheet

Proteasome 20S alpha 3 Antibody (7X8W9) NBP3-16551-100ul

Unit Size: 100 ul

Store at -20C. Avoid freeze-thaw cycles.

www.novusbio.com



technical@novusbio.com

Protocols, Publications, Related Products, Reviews, Research Tools and Images at:
www.novusbio.com/NBP3-16551

Updated 11/7/2023 v.20.1

Earn rewards for product
reviews and publications.

Submit a publication at www.novusbio.com/publications

Submit a review at www.novusbio.com/reviews/destination/NBP3-16551



NBP3-16551-100ul

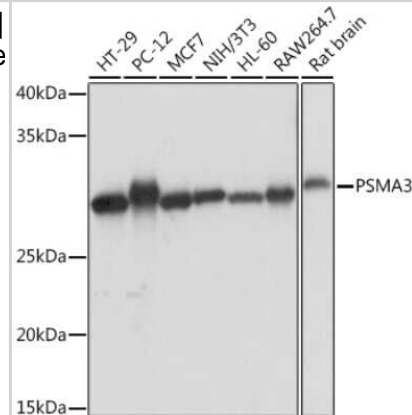
Proteasome 20S alpha 3 Antibody (7X8W9)

Product Information	
Unit Size	100 ul
Concentration	Please see the vial label for concentration. If unlisted please contact technical services.
Storage	Store at -20C. Avoid freeze-thaw cycles.
Clonality	Monoclonal
Clone	7X8W9
Preservative	0.02% Sodium Azide
Isotype	IgG
Purity	Affinity purified
Buffer	PBS, 0.05% BSA, 50% glycerol, pH7.3
Product Description	
Host	Rabbit
Gene ID	5684
Gene Symbol	PSMA3
Species	Human, Mouse, Rat
Immunogen	Recombinant fusion protein containing a sequence corresponding to amino acids 21-150 of human Proteasome 20S alpha 3 (P25788). VFQVEYAMKAVENTSSTAIGIRCKDGVVFGVEKLVLSKLYEEGSNKRLFNVDRH VGMAVAGLLADARSLADIAREEASNFRSNFGYNIPLKHLADRVAMYVHAYTLYS AVRPFGCSEMLGYSVNDGAQLY
Product Application Details	
Applications	Western Blot, Immunohistochemistry, Immunohistochemistry-Paraffin
Recommended Dilutions	Western Blot 1:1000 - 1:5000, Immunohistochemistry 1:50 - 1:200, Immunohistochemistry-Paraffin

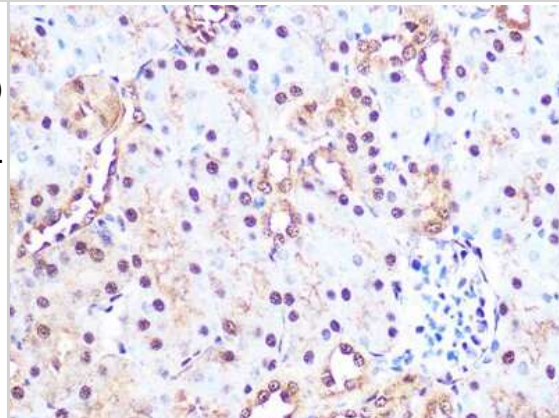


Images

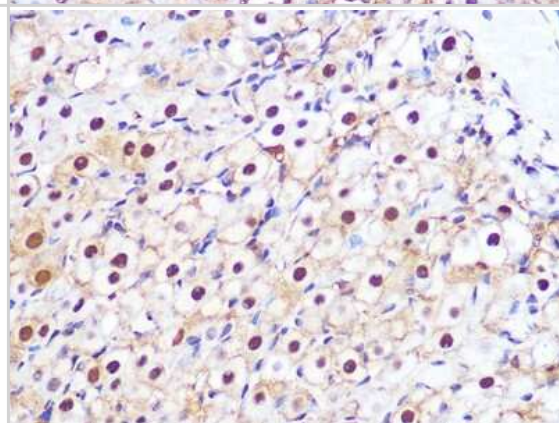
Western Blot: Proteasome 20S alpha 3 Antibody (7X8W9) [NBP3-16551]
 - Western blot analysis of extracts of various cell lines, using Proteasome 20S alpha 3 Rabbit mAb (NBP3-16551) at 1:1000 dilution. Secondary antibody: HRP Goat Anti-Rabbit IgG (H+L) at 1:10000 dilution. Lysates/proteins: 25ug per lane. Blocking buffer: 3% nonfat dry milk in TBST. Detection: ECL Basic Kit. Exposure time: 1s.



Immunohistochemistry-Paraffin: Proteasome 20S alpha 3 Antibody (7X8W9) [NBP3-16551] - Immunohistochemistry of paraffin-embedded mouse kidney using Proteasome 20S alpha 3 Rabbit mAb (NBP3-16551) at dilution of 1:100 (40x lens). Perform microwave antigen retrieval with 10 mM PBS buffer pH 7.2 before commencing with IHC staining protocol.



Immunohistochemistry-Paraffin: Proteasome 20S alpha 3 Antibody (7X8W9) [NBP3-16551] - Immunohistochemistry of paraffin-embedded rat ovary using Proteasome 20S alpha 3 Rabbit mAb (NBP3-16551) at dilution of 1:100 (40x lens). Perform microwave antigen retrieval with 10 mM PBS buffer pH 7.2 before commencing with IHC staining protocol.



Immunohistochemistry-Paraffin: Proteasome 20S alpha 3 Antibody (7X8W9) [NBP3-16551] - Immunohistochemistry of paraffin-embedded human colon using Proteasome 20S alpha 3 Rabbit mAb (NBP3-16551) at dilution of 1:100 (40x lens). Perform microwave antigen retrieval with 10 mM PBS buffer pH 7.2 before commencing with IHC staining protocol.





Novus Biologicals USA

10730 E. Briarwood Avenue
Centennial, CO 80112
USA
Phone: 303.730.1950
Toll Free: 1.888.506.6887
Fax: 303.730.1966
nb-customerservice@bio-techne.com

Bio-Techne Canada

21 Canmotor Ave
Toronto, ON M8Z 4E6
Canada
Phone: 905.827.6400
Toll Free: 855.668.8722
Fax: 905.827.6402
canada.inquires@bio-techne.com

Bio-Techne Ltd

19 Barton Lane
Abingdon Science Park
Abingdon, OX14 3NB, United Kingdom
Phone: (44) (0) 1235 529449
Free Phone: 0800 37 34 15
Fax: (44) (0) 1235 533420
info.EMEA@bio-techne.com

General Contact Information

www.novusbio.com
Technical Support: nb-technical@bio-techne.com
Orders: nb-customerservice@bio-techne.com
General: novus@novusbio.com

Products Related to NBP3-16551-100ul

HAF008	Goat anti-Rabbit IgG Secondary Antibody [HRP]
NB7160	Goat anti-Rabbit IgG (H+L) Secondary Antibody [HRP]
NBP2-24891	Rabbit IgG Isotype Control
NBP1-72526-100ug	Recombinant Human Proteasome 20S alpha 3 His Protein

Limitations

This product is for research use only and is not approved for use in humans or in clinical diagnosis. Primary Antibodies are guaranteed for 1 year from date of receipt.

For more information on our 100% guarantee, please visit www.novusbio.com/guarantee

Earn gift cards/discounts by submitting a review: www.novusbio.com/reviews/submit/NBP3-16551

Earn gift cards/discounts by submitting a publication using this product:
www.novusbio.com/publications

