

Product Datasheet

Rad21 Antibody (9H0H6) NBP3-15892-100ul

Unit Size: 100 ul

Store at -20C. Avoid freeze-thaw cycles.

www.novusbio.com



technical@novusbio.com

Protocols, Publications, Related Products, Reviews, Research Tools and Images at:
www.novusbio.com/NBP3-15892

Updated 7/31/2025 v.20.1

Earn rewards for product
reviews and publications.

Submit a publication at www.novusbio.com/publications

Submit a review at www.novusbio.com/reviews/destination/NBP3-15892



NBP3-15892-100ul

Rad21 Antibody (9H0H6)

Product Information	
Unit Size	100 ul
Concentration	Please see the vial label for concentration. If unlisted please contact technical services.
Storage	Store at -20C. Avoid freeze-thaw cycles.
Clonality	Monoclonal
Clone	9H0H6
Preservative	0.02% Sodium Azide
Isotype	IgG
Purity	Affinity purified
Buffer	PBS (pH 7.3), 50% glycerol, 0.05% BSA

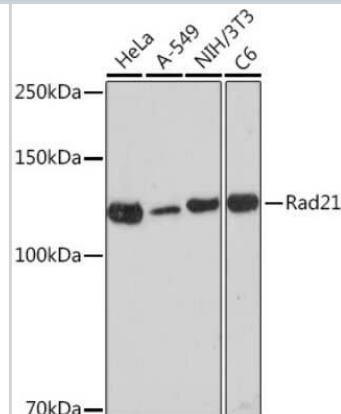
Product Description	
Host	Rabbit
Gene ID	5885
Gene Symbol	RAD21
Species	Human, Mouse, Rat
Immunogen	A synthetic peptide corresponding to a sequence within amino acids 532-631 of human Rad21 (O60216). EKEDDEEEDEEDASGGDQDQEERRWKNKRTQQMLHGLQRALAKTGAESISLLE LCRNTNRKQAAAKFYSFLVLKKQQAIELTQEEPYSIIATPGPRFHII

Product Application Details	
Applications	Western Blot, Chromatin Immunoprecipitation (ChIP)
Recommended Dilutions	Western Blot 1:500 - 1:2000, Chromatin Immunoprecipitation (ChIP) 1:50 - 1:200

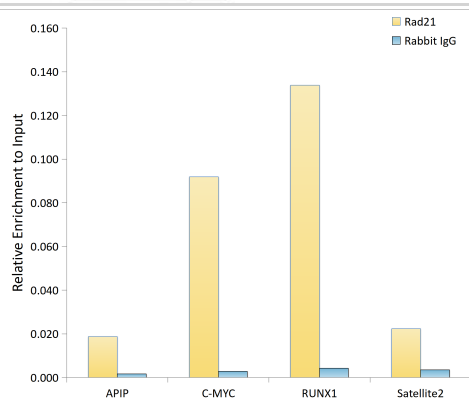


Images

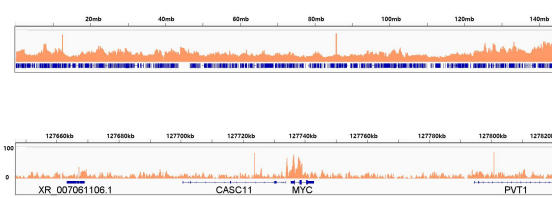
Western Blot: Rad21 Antibody (9H0H6) [NBP3-15892] - Western blot analysis of extracts of various cell lines, using Rad21 Rabbit mAb (NBP3-15892) at 1:1000 dilution. Secondary antibody: HRP Goat Anti-Rabbit IgG (H+L) at 1:10000 dilution. Lysates/proteins: 25ug per lane. Blocking buffer: 3% nonfat dry milk in TBST. Detection: ECL Enhanced Kit. Exposure time: 180s.



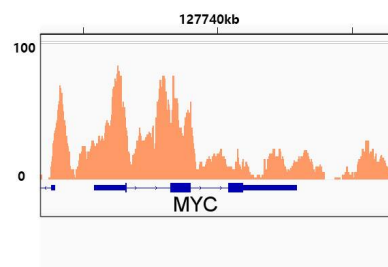
Chromatin Immunoprecipitation: Rad21 Antibody (9H0H6) [Rad21] - Chromatin immunoprecipitation analysis of extracts of A-549 cells, using Rad21 antibody and rabbit IgG. The amount of immunoprecipitated DNA was checked by quantitative PCR. Histogram was constructed by the ratios of the immunoprecipitated DNA to the input.



Chromatin Immunoprecipitation: Rad21 Antibody (9H0H6) [Rad21] - Chromatin immunoprecipitation was performed with 10.7 ug of cross-linked chromatin from A-549 cells using 5 ug of Rad21 Rabbit mAb. DNA libraries were prepared using Scale ssDNA-seq Lib Prep Kit for Illumina V2. The ChIP sequencing results indicate the enrichment pattern of Rad21 across chromosome 8 (upper panel) and the genomic region encompassing MYC, a representative gene enriched in Rad21 (lower panel).



Chromatin Immunoprecipitation: Rad21 Antibody (9H0H6) [Rad21] - Chromatin immunoprecipitation was performed with 10.7 ug of cross-linked chromatin from A-549 cells using 5 ug of Rad21 Rabbit mAb. DNA libraries were prepared using Scale ssDNA-seq Lib Prep Kit for Illumina V2. The ChIP sequencing results indicate the enrichment pattern of Rad21 in the representative genomic region surrounding MYC gene.





Novus Biologicals USA

10730 E. Briarwood Avenue
Centennial, CO 80112
USA
Phone: 303.730.1950
Toll Free: 1.888.506.6887
Fax: 303.730.1966
nb-customerservice@bio-techne.com

Bio-Techne Canada

21 Canmotor Ave
Toronto, ON M8Z 4E6
Canada
Phone: 905.827.6400
Toll Free: 855.668.8722
Fax: 905.827.6402
canada.inquires@bio-techne.com

Bio-Techne Ltd

19 Barton Lane
Abingdon Science Park
Abingdon, OX14 3NB, United Kingdom
Phone: (44) (0) 1235 529449
Free Phone: 0800 37 34 15
Fax: (44) (0) 1235 533420
info.EMEA@bio-techne.com

General Contact Information

www.novusbio.com
Technical Support: nb-technical@bio-techne.com
Orders: nb-customerservice@bio-techne.com
General: novus@novusbio.com

Products Related to NBP3-15892-100ul

HAF008	Goat anti-Rabbit IgG Secondary Antibody [HRP]
NB7160	Goat anti-Rabbit IgG (H+L) Secondary Antibody [HRP]
NBP2-24891	Rabbit IgG Isotype Control
NBP1-83260PEP	Rad21 Recombinant Protein Antigen

Limitations

This product is for research use only and is not approved for use in humans or in clinical diagnosis. Primary Antibodies are guaranteed for 1 year from date of receipt.

For more information on our 100% guarantee, please visit www.novusbio.com/guarantee

Earn gift cards/discounts by submitting a review: www.novusbio.com/reviews/submit/NBP3-15892

Earn gift cards/discounts by submitting a publication using this product:
www.novusbio.com/publications

