

Product Datasheet

RXR alpha/NR2B1 Antibody (6Y10M1) **NBP3-15667-100ul**

Unit Size: 100 ul

Store at -20C. Avoid freeze-thaw cycles.

www.novusbio.com



technical@novusbio.com

Protocols, Publications, Related Products, Reviews, Research Tools and Images at:
www.novusbio.com/NBP3-15667

Updated 11/7/2023 v.20.1

Earn rewards for product
reviews and publications.

Submit a publication at www.novusbio.com/publications

Submit a review at www.novusbio.com/reviews/destination/NBP3-15667



NBP3-15667-100ul

RXR alpha/NR2B1 Antibody (6Y10M1)

Product Information

Unit Size	100 ul
Concentration	Please see the vial label for concentration. If unlisted please contact technical services.
Storage	Store at -20C. Avoid freeze-thaw cycles.
Clonality	Monoclonal
Clone	6Y10M1
Preservative	0.02% Sodium Azide
Isotype	IgG
Purity	Affinity purified
Buffer	PBS, 0.05% BSA, 50% glycerol, pH7.3

Product Description

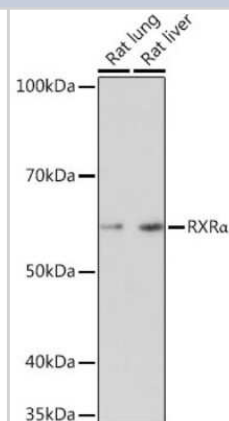
Host	Rabbit
Gene ID	6256
Gene Symbol	RXRA
Species	Human, Mouse, Rat
Immunogen	A synthetic peptide corresponding to a sequence within amino acids 1-100 of human RXR alpha/NR2B1 (P19793). MDTKHFLPLDFSTQVNSSLTSPTRGRGSMAAPSLHPSLGPGLGSPGQLHSPISLTLSSPINGMGPPFSVSSPMGPHSMSVPTTPTLGFSTGSPQLSSPMNP

Product Application Details

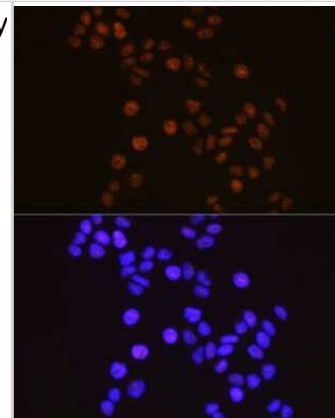
Applications	Western Blot, Immunocytochemistry/ Immunofluorescence, Immunoprecipitation, Chromatin Immunoprecipitation (ChIP)
Recommended Dilutions	Western Blot 1:500 - 1:2000, Immunocytochemistry/ Immunofluorescence 1:50 - 1:200, Immunoprecipitation 1:500 - 1:1000, Chromatin Immunoprecipitation (ChIP) 1:500 - 1:1000

Images

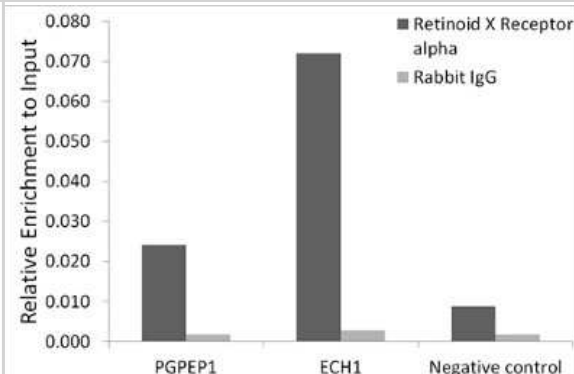
Western Blot: RXR alpha/NR2B1 Antibody (6Y10M1) [NBP3-15667] - Western blot analysis of extracts of various cell lines, using RXR alpha/NR2B1 antibody (NBP3-15667) at 1:1000 dilution. Secondary antibody: HRP Goat Anti-Rabbit IgG (H+L) at 1:10000 dilution. Lysates/proteins: 25ug per lane. Blocking buffer: 3% nonfat dry milk in TBST. Detection: ECL Enhanced Kit. Exposure time: 90s.



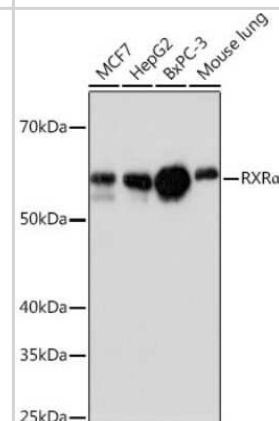
Immunocytochemistry/Immunofluorescence: RXR alpha/NR2B1 Antibody (6Y10M1) [NBP3-15667] - Immunofluorescence analysis of HeLa cells using RXR alpha/NR2B1 Rabbit mAb (NBP3-15667) at dilution of 1:100 (40x lens). Blue: DAPI for nuclear staining.



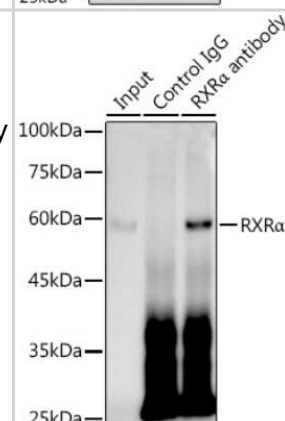
Chromatin Immunoprecipitation: RXR alpha/NR2B1 Antibody (6Y10M1) [NBP3-15667] - Chromatin immunoprecipitation analysis of extracts of HepG2 cells, using RXR alpha/NR2B1 antibody (NBP3-15667) and rabbit IgG. The amount of immunoprecipitated DNA was checked by quantitative PCR. Histogram was constructed by the ratios of the immunoprecipitated DNA to the input.



Western Blot: RXR alpha/NR2B1 Antibody (6Y10M1) [NBP3-15667] - Western blot analysis of extracts of various cell lines, using RXR alpha/NR2B1 antibody (NBP3-15667) at 1:1000 dilution. Secondary antibody: HRP Goat Anti-Rabbit IgG (H+L) at 1:10000 dilution. Lysates/proteins: 25ug per lane. Blocking buffer: 3% nonfat dry milk in TBST. Detection: ECL Basic Kit. Exposure time: 3min.



Immunoprecipitation: RXR alpha/NR2B1 Antibody (6Y10M1) [NBP3-15667] - Immunoprecipitation analysis of 300ug extracts of HepG2 cells using 3ug RXR alpha/NR2B1 antibody (NBP3-15667). Western blot was performed from the immunoprecipitate using RXR alpha/NR2B1 antibody (NBP3-15667) at a dilution of 1:1000.





Novus Biologicals USA

10730 E. Briarwood Avenue
Centennial, CO 80112
USA
Phone: 303.730.1950
Toll Free: 1.888.506.6887
Fax: 303.730.1966
nb-customerservice@bio-techne.com

Bio-Techne Canada

21 Canmotor Ave
Toronto, ON M8Z 4E6
Canada
Phone: 905.827.6400
Toll Free: 855.668.8722
Fax: 905.827.6402
canada.inquires@bio-techne.com

Bio-Techne Ltd

19 Barton Lane
Abingdon Science Park
Abingdon, OX14 3NB, United Kingdom
Phone: (44) (0) 1235 529449
Free Phone: 0800 37 34 15
Fax: (44) (0) 1235 533420
info.EMEA@bio-techne.com

General Contact Information

www.novusbio.com
Technical Support: nb-technical@bio-techne.com
Orders: nb-customerservice@bio-techne.com
General: novus@novusbio.com

Products Related to NBP3-15667-100ul

HAF008	Goat anti-Rabbit IgG Secondary Antibody [HRP]
NB7160	Goat anti-Rabbit IgG (H+L) Secondary Antibody [HRP]
NBP2-24891	Rabbit IgG Isotype Control
NBC1-18416	Recombinant Human RXR alpha/NR2B1 Protein

Limitations

This product is for research use only and is not approved for use in humans or in clinical diagnosis. Primary Antibodies are guaranteed for 1 year from date of receipt.

For more information on our 100% guarantee, please visit www.novusbio.com/guarantee

Earn gift cards/discounts by submitting a review: www.novusbio.com/reviews/submit/NBP3-15667

Earn gift cards/discounts by submitting a publication using this product:
www.novusbio.com/publications

