

Product Datasheet

PKR [p Thr446] Antibody (2F8) - BSA Free NBP3-15204

Unit Size: 100 ul

Store at -20 to -70C. Avoid freeze-thaw cycles.

www.novusbio.com



technical@novusbio.com

Protocols, Publications, Related Products, Reviews, Research Tools and Images at:
www.novusbio.com/NBP3-15204

Updated 9/9/2025 v.20.1

Earn rewards for product
reviews and publications.

Submit a publication at www.novusbio.com/publications

Submit a review at www.novusbio.com/reviews/destination/NBP3-15204



NBP3-15204

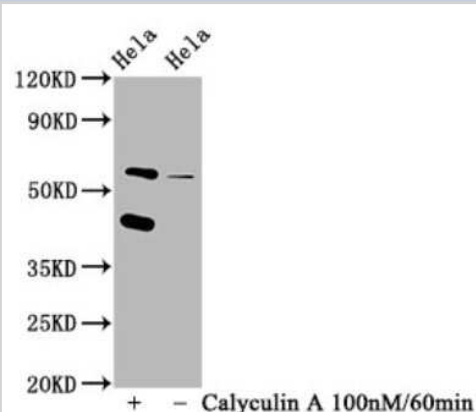
PKR [p Thr446] Antibody (2F8) - BSA Free

Product Information	
Unit Size	100 ul
Concentration	Please see the vial label for concentration. If unlisted please contact technical services.
Storage	Store at -20 to -70C. Avoid freeze-thaw cycles.
Clonality	Monoclonal
Clone	2F8
Preservative	0.02% Sodium Azide
Isotype	IgG
Purity	Affinity purified
Buffer	PBS, pH 7.4, 150mM NaCl, and 50% glycerol
Product Description	
Description	Novus Biologicals Rabbit PKR [p Thr446] Antibody (2F8) - BSA Free (NBP3-15204) is a recombinant monoclonal antibody validated for use in IHC, WB, ELISA and ICC/IF. All Novus Biologicals antibodies are covered by our 100% guarantee.
Host	Rabbit
Gene ID	5610
Gene Symbol	EIF2AK2
Species	Human
Immunogen	A synthesized peptide derived from human Phospho-PKR (T446). UniProt ID (P19525).
Product Application Details	
Applications	Western Blot, ELISA, Immunocytochemistry/ Immunofluorescence, Immunohistochemistry
Recommended Dilutions	Western Blot 1:500-1:5000, ELISA, Immunohistochemistry 1:50-1:200, Immunocytochemistry/ Immunofluorescence

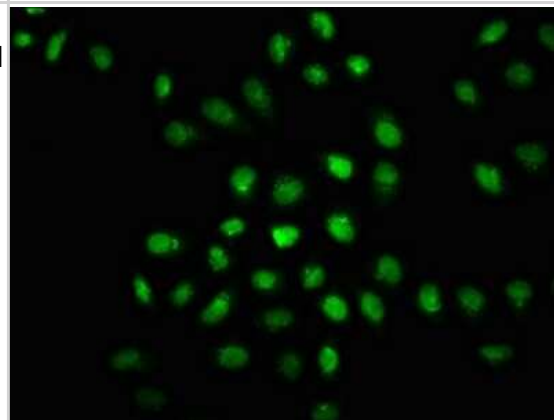


Images

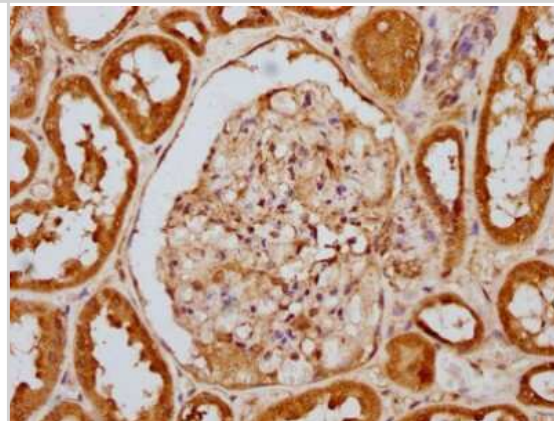
Western Blot: PKR [p Thr449] Antibody (2F8) [NBP3-15204] - Positive WB detected in Hela whole cell lysate (treated with Calyculin A or not). All lanes PKR antibody at 1.25ug/ml. Secondary: Goat polyclonal to rabbit IgG at 1/50000 dilution. Predicted band size: 62 KDa. Observed band size: 62 KDa.



Immunocytochemistry/Immunofluorescence: PKR [p Thr449] Antibody (2F8) [NBP3-15204] - Immunofluorescence staining of Hela cells (treated with 50mM Calyculin A for 30 minutes) with at PKR antibody 1:100, counter-stained with DAPI. The cells were fixed in 4% formaldehyde, permeabilized using 0.2% Triton X-100 and blocked in 10% normal Goat Serum. The cells were then incubated with the antibody overnight at 4C. The secondary antibody was Alexa Fluor 488-conjugated Goat Anti-Rabbit IgG (H+L).



Immunohistochemistry: PKR [p Thr449] Antibody (2F8) [NBP3-15204] - IHC image of PKR antibody diluted at 1:100 and staining in paraffin-embedded human kidney tissue. After dewaxing and hydration, antigen retrieval was mediated by high pressure in a citrate buffer (pH 6.0). Section was blocked with 10% normal goat serum 30 minutes at RT. Then primary antibody (1% BSA) was incubated at 4C overnight. The primary is detected by a biotinylated secondary antibody and visualized using an HRP conjugated SP system.





Novus Biologicals USA

10730 E. Briarwood Avenue
Centennial, CO 80112
USA
Phone: 303.730.1950
Toll Free: 1.888.506.6887
Fax: 303.730.1966
nb-customerservice@bio-techne.com

Bio-Techne Canada

21 Canmotor Ave
Toronto, ON M8Z 4E6
Canada
Phone: 905.827.6400
Toll Free: 855.668.8722
Fax: 905.827.6402
canada.inquires@bio-techne.com

Bio-Techne Ltd

19 Barton Lane
Abingdon Science Park
Abingdon, OX14 3NB, United Kingdom
Phone: (44) (0) 1235 529449
Free Phone: 0800 37 34 15
Fax: (44) (0) 1235 533420
info.EMEA@bio-techne.com

General Contact Information

www.novusbio.com
Technical Support: nb-technical@bio-techne.com
Orders: nb-customerservice@bio-techne.com
General: novus@novusbio.com

Products Related to NBP3-15204

HAF008	Goat anti-Rabbit IgG Secondary Antibody [HRP]
NB7160	Goat anti-Rabbit IgG (H+L) Secondary Antibody [HRP]
NBP2-24891	Rabbit IgG Isotype Control
H00005610-Q01-10ug	Recombinant Human PKR GST (N-Term) Protein

Limitations

This product is for research use only and is not approved for use in humans or in clinical diagnosis. Primary Antibodies are guaranteed for 1 year from date of receipt.

For more information on our 100% guarantee, please visit www.novusbio.com/guarantee

Earn gift cards/discounts by submitting a review: www.novusbio.com/reviews/submit/NBP3-15204

Earn gift cards/discounts by submitting a publication using this product:
www.novusbio.com/publications

