

Product Datasheet

Chromogranin B Antibody (CL11404)

NBP3-15119-100ul

Unit Size: 100 ul

Store at 4C short term. Aliquot and store at -20C long term. Avoid freeze-thaw cycles.

www.novusbio.com



technical@novusbio.com

Protocols, Publications, Related Products, Reviews, Research Tools and Images at:
www.novusbio.com/NBP3-15119

Updated 2/27/2025 v.20.1

Earn rewards for product
reviews and publications.

Submit a publication at www.novusbio.com/publications

Submit a review at www.novusbio.com/reviews/destination/NBP3-15119



NBP3-15119-100ul

Chromogranin B Antibody (CL11404)

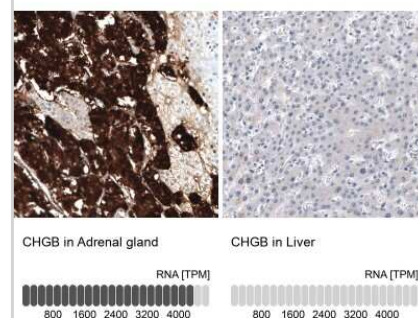
Product Information	
Unit Size	100 ul
Concentration	Concentrations vary lot to lot. See vial label for concentration. If unlisted please contact technical services.
Storage	Store at 4C short term. Aliquot and store at -20C long term. Avoid freeze-thaw cycles.
Clonality	Monoclonal
Clone	CL11404
Preservative	0.02% Sodium Azide
Isotype	IgG1
Purity	Protein A purified
Buffer	PBS (pH 7.2), 40% glycerol

Product Description	
Host	Mouse
Gene ID	1114
Gene Symbol	CHGB
Species	Human
Immunogen	This antibody was developed using a recombinant protein derived from P05060, with the exact immunogen sequence remaining proprietary.

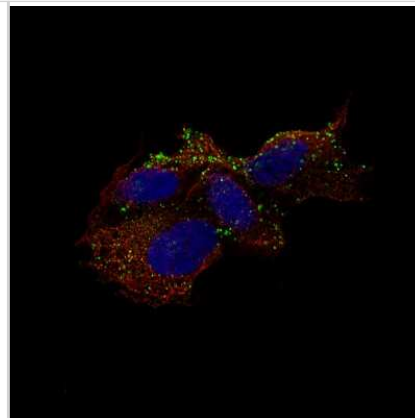
Product Application Details	
Applications	Immunocytochemistry/ Immunofluorescence, Immunohistochemistry, Immunohistochemistry-Paraffin
Recommended Dilutions	Immunohistochemistry 1:200 - 1:500, Immunocytochemistry/ Immunofluorescence 2-10 ug/ml, Immunohistochemistry-Paraffin 1:200 - 1:500
Application Notes	For IHC-Paraffin, HIER pH 6 retrieval is recommended. ICC/IF, PFA/Triton X-100 is recommended for fixation/permeabilization.

Images

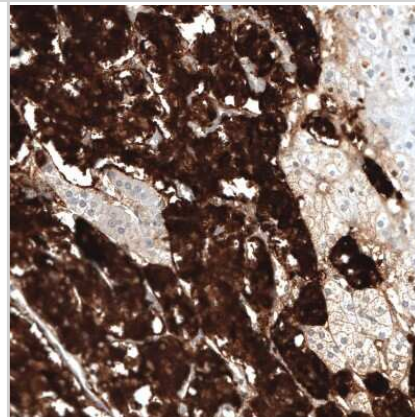
Immunohistochemistry-Paraffin: Chromogranin B Antibody (CL11404) [NBP3-15119] - Analysis in human adrenal gland and liver tissues using NBP3-15119 antibody. Corresponding CHGB RNA-seq data are presented for the same tissues.



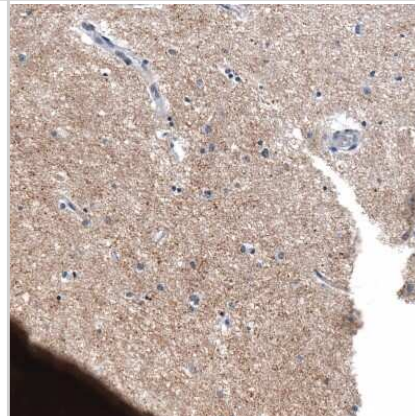
Immunocytochemistry/Immunofluorescence: Chromogranin B Antibody (CL11404) [NBP3-15119] - Staining of SH-SY5Y cells using the Anti-CHGB monoclonal antibody, showing specific staining of vesicles in green. Microtubule- and nuclear probes are visualized in red and blue, respectively.



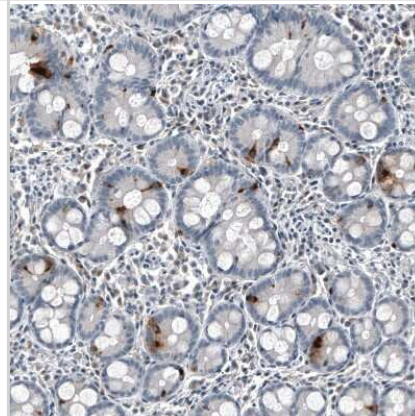
Immunohistochemistry-Paraffin: Chromogranin B Antibody (CL11404) [NBP3-15119] - Staining of human adrenal gland shows strong cytoplasmic positivity in neuroendocrine cells.



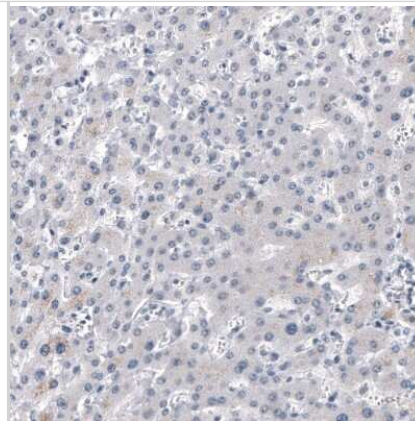
Immunohistochemistry-Paraffin: Chromogranin B Antibody (CL11404) [NBP3-15119] - Staining of human cerebral cortex shows moderate cytoplasmic positivity in neuropil.



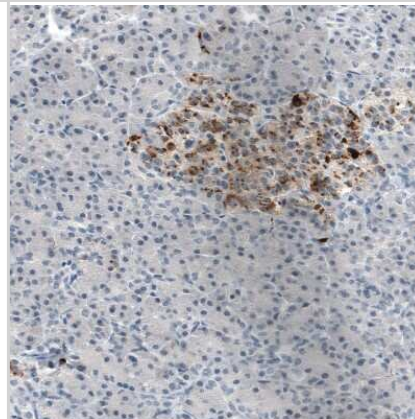
Immunohistochemistry-Paraffin: Chromogranin B Antibody (CL11404) [NBP3-15119] - Staining of human duodenum shows moderate cytoplasmic positivity in glandular cells.



Immunohistochemistry-Paraffin: Chromogranin B Antibody (CL11404) [NBP3-15119] - Staining of human liver shows no positivity in hepatocytes as expected.



Immunohistochemistry-Paraffin: Chromogranin B Antibody (CL11404) [NBP3-15119] - Staining of human pancreas shows moderate cytoplasmic positivity in islets of Langerhans.





Novus Biologicals USA

10730 E. Briarwood Avenue
Centennial, CO 80112
USA
Phone: 303.730.1950
Toll Free: 1.888.506.6887
Fax: 303.730.1966
nb-customerservice@bio-techne.com

Bio-Techne Canada

21 Canmotor Ave
Toronto, ON M8Z 4E6
Canada
Phone: 905.827.6400
Toll Free: 855.668.8722
Fax: 905.827.6402
canada.inquires@bio-techne.com

Bio-Techne Ltd

19 Barton Lane
Abingdon Science Park
Abingdon, OX14 3NB, United Kingdom
Phone: (44) (0) 1235 529449
Free Phone: 0800 37 34 15
Fax: (44) (0) 1235 533420
info.EMEA@bio-techne.com

General Contact Information

www.novusbio.com
Technical Support: nb-technical@bio-techne.com
Orders: nb-customerservice@bio-techne.com
General: novus@novusbio.com

Products Related to NBP3-15119-100ul

HAF007	Goat anti-Mouse IgG Secondary Antibody [HRP]
NB720-B	Rabbit anti-Mouse IgG (H+L) Secondary Antibody [Biotin]
NBP1-97005-0.5mg	Mouse IgG1 Isotype Control (MG1)
H00001114-P01-10ug	Recombinant Human Chromogranin B GST (N-Term) Protein

Limitations

This product is for research use only and is not approved for use in humans or in clinical diagnosis. Primary Antibodies are guaranteed for 1 year from date of receipt.

For more information on our 100% guarantee, please visit www.novusbio.com/guarantee

Earn gift cards/discounts by submitting a review: www.novusbio.com/reviews/submit/NBP3-15119

Earn gift cards/discounts by submitting a publication using this product:
www.novusbio.com/publications

