

Product Datasheet

Bcl-2 Antibody (S07-2A1) NBP3-14876-100ul

Unit Size: 100 ul

Store at 4C short term. Aliquot and store at -20C long term. Avoid freeze-thaw cycles.

www.novusbio.com



technical@novusbio.com

Protocols, Publications, Related Products, Reviews, Research Tools and Images at:
www.novusbio.com/NBP3-14876

Updated 4/15/2024 v.20.1

Earn rewards for product
reviews and publications.

Submit a publication at www.novusbio.com/publications

Submit a review at www.novusbio.com/reviews/destination/NBP3-14876



NBP3-14876-100ul

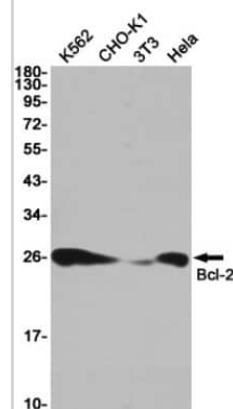
Bcl-2 Antibody (S07-2A1)

Product Information	
Unit Size	100 ul
Concentration	Please see the vial label for concentration. If unlisted please contact technical services.
Storage	Store at 4C short term. Aliquot and store at -20C long term. Avoid freeze-thaw cycles.
Clonality	Monoclonal
Clone	S07-2A1
Preservative	0.01% Sodium Azide
Isotype	IgG
Purity	Affinity purified
Buffer	50mM Tris-Glycine (pH 7.4), 0.15M NaCl, 40% Glycerol, 0.05% BSA
Target Molecular Weight	26 kDa
Product Description	
Host	Rabbit
Gene Symbol	BCL2
Species	Human, Mouse
Immunogen	Recombinant protein of human Bcl-2 (Uniprot#: P10415)
Product Application Details	
Applications	Western Blot, Immunohistochemistry, Immunohistochemistry-Paraffin
Recommended Dilutions	Western Blot 1/1000, Immunohistochemistry 1/20-1/500, Immunohistochemistry-Paraffin 1/20-1/500

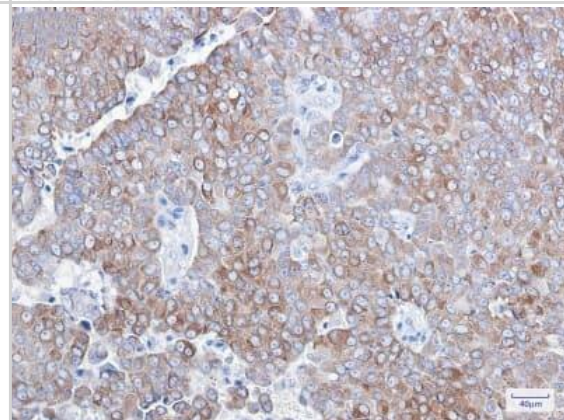


Images

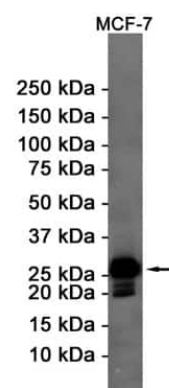
Western Blot: Bcl-2 Antibody (S07-2A1) [NBP3-14876] - Western blot detection of Bcl-2 in K562, CHO-K1, 3T3, Hela cell lysates using Bcl-2 Rabbit mAb (1:1000 diluted). Predicted band size: 26KDa. Observed band size: 26KDa.



Immunohistochemistry-Paraffin: Bcl-2 Antibody (S07-2A1) [NBP3-14876] - Immunohistochemistry of Bcl-2 in paraffin-embedded Human breast cancer tissue using Bcl-2 Rabbit mAb at dilution 1/1



Western Blot: Bcl-2 Antibody (S07-2A1) [NBP3-14876] - Western blot detection of Bcl-2 in MCF-7 cell lysates using Bcl-2 Rabbit mAb (1:1000 diluted). Predicted band size: 26KDa. Observed band size: 26KDa.





Novus Biologicals USA

10730 E. Briarwood Avenue
Centennial, CO 80112
USA
Phone: 303.730.1950
Toll Free: 1.888.506.6887
Fax: 303.730.1966
nb-customerservice@bio-techne.com

Bio-Techne Canada

21 Canmotor Ave
Toronto, ON M8Z 4E6
Canada
Phone: 905.827.6400
Toll Free: 855.668.8722
Fax: 905.827.6402
canada.inquires@bio-techne.com

Bio-Techne Ltd

19 Barton Lane
Abingdon Science Park
Abingdon, OX14 3NB, United Kingdom
Phone: (44) (0) 1235 529449
Free Phone: 0800 37 34 15
Fax: (44) (0) 1235 533420
info.EMEA@bio-techne.com

General Contact Information

www.novusbio.com
Technical Support: nb-technical@bio-
techne.com
Orders: nb-customerservice@bio-techne.com
General: novus@novusbio.com

Products Related to NBP3-14876-100ul

HAF008	Goat anti-Rabbit IgG Secondary Antibody [HRP]
NB7160	Goat anti-Rabbit IgG (H+L) Secondary Antibody [HRP]
NBP2-24891	Rabbit IgG Isotype Control
NBP2-34889-100ug	Recombinant Human Bcl-2 Protein

Limitations

This product is for research use only and is not approved for use in humans or in clinical diagnosis. Primary Antibodies are guaranteed for 1 year from date of receipt.

For more information on our 100% guarantee, please visit www.novusbio.com/guarantee

Earn gift cards/discounts by submitting a review: www.novusbio.com/reviews/submit/NBP3-14876

Earn gift cards/discounts by submitting a publication using this product:
www.novusbio.com/publications

