

Product Datasheet

Zika Virus VLP Antibody (IG3-1-A12-G9) NBP3-14850-0.1mg

Unit Size: 0.1 mg

Store at 4C short term. Aliquot and store at -20C long term. Avoid freeze-thaw cycles.

www.novusbio.com



technical@novusbio.com

Protocols, Publications, Related Products, Reviews, Research Tools and Images at:
www.novusbio.com/NBP3-14850

Updated 7/12/2023 v.20.1

Earn rewards for product
reviews and publications.

Submit a publication at www.novusbio.com/publications

Submit a review at www.novusbio.com/reviews/destination/NBP3-14850



NBP3-14850-0.1mg


Zika Virus VLP Antibody (IG3-1-A12-G9)

Product Information	
Unit Size	0.1 mg
Concentration	1 mg/ml
Storage	Store at 4C short term. Aliquot and store at -20C long term. Avoid freeze-thaw cycles.
Clonality	Monoclonal
Clone	IG3-1-A12-G9
Preservative	No Preservative
Isotype	IgG1 Kappa
Purity	Protein G purified
Buffer	PBS pH 7.4
Product Description	
Description	Addition of 0.09% w/v sodium azide is recommended for long term storage at +4C.
Host	Mouse
Species	Virus
Reactivity Notes	Zika
Specificity/Sensitivity	This antibody (isotype IgG1 kappa) recognizes the Zika virus VLP comprising Envelope, Pre-membrane and Membrane proteins. Antibody also recognises Envelope proteins from Dengue virus, Japanese Encephalitis virus and West Nile virus in ELISA assay.
Immunogen	Recombinant Zika virus VLPs (comprising envelope, pre-membrane and membrane proteins), produced in HEK293 cells
Product Application Details	
Applications	Western Blot, ELISA
Recommended Dilutions	Western Blot, ELISA
Application Notes	Suitable for use in direct ELISA and Western blot (non-reduced).

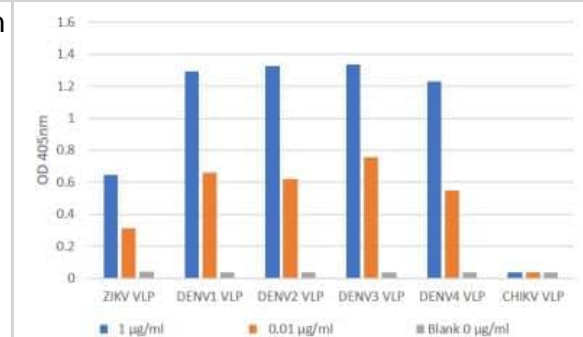


Images


Western Blot: Zika Virus VLP Antibody (IG3-1-A12-G9) [NBP3-14850] - 100ng of each antigen was used for SDS-PAGE, in non-reduced form. Proteins were transferred using Transblot for 7 minutes at 25V. 5% dry milk in PBS-T was used as blocking buffer and dilution buffer for antibodies. Primary antibodies are given below, and goat anti-mouse-IgG-HRP secondary antibody was used at 1:1000. All steps were carried out for 1h at room temperature with gentle rocking. KPL Membrane TMB was used for detection. Development time 30 seconds.



ELISA: Zika Virus VLP Antibody (IG3-1-A12-G9) [NBP3-14850] - Antigen down ELISA using Zika virus VLPs. Antibody also recognises Dengue virus and Chikungunya virus VLPs.



ELISA: Zika Virus VLP Antibody (IG3-1-A12-G9) [NBP3-14850] - Antibody recognises Zika virus envelope protein and envelope proteins from Dengue virus (produced in insect and mammalian cells), Japanese Encephalitis virus and West Nile virus.





Novus Biologicals USA

10730 E. Briarwood Avenue
Centennial, CO 80112
USA
Phone: 303.730.1950
Toll Free: 1.888.506.6887
Fax: 303.730.1966
novus@novusbio.com

Bio-Techne Canada

21 Canmotor Ave
Toronto, ON M8Z 4E6
Canada
Phone: 905.827.6400
Toll Free: 855.668.8722
Fax: 905.827.6402
canada.inquires@bio-techne.com

Bio-Techne Ltd

19 Barton Lane
Abingdon Science Park
Abingdon, OX14 3NB, United Kingdom
Phone: (44) (0) 1235 529449
Free Phone: 0800 37 34 15
Fax: (44) (0) 1235 533420
info.EMEA@bio-techne.com

General Contact Information

www.novusbio.com
Technical Support: technical@novusbio.com
Orders: orders@novusbio.com
General: novus@novusbio.com

Products Related to NBP3-14850-0.1mg

HAF007	Goat anti-Mouse IgG Secondary Antibody [HRP]
NB720-B	Rabbit anti-Mouse IgG (H+L) Secondary Antibody [Biotin]
NBP1-43319-0.5mg	Mouse IgG1 Kappa Isotype Control (P3.6.2.8.1)
NBP3-14835-0.1mg	Recombinant Virus Zika Virus VLP Suriname Z1106033 Protein

Limitations

This product is for research use only and is not approved for use in humans or in clinical diagnosis. Primary Antibodies are guaranteed for 1 year from date of receipt.

For more information on our 100% guarantee, please visit www.novusbio.com/guarantee

Earn gift cards/discounts by submitting a review: www.novusbio.com/reviews/submit/NBP3-14850

Earn gift cards/discounts by submitting a publication using this product:
www.novusbio.com/publications

