

# Product Datasheet

## GAPDH Antibody (BLR103H)

### NBP3-14695

Unit Size: 100 ul

Store at 2 - 8 C / 1 year from date of receipt

[www.novusbio.com](http://www.novusbio.com)



[technical@novusbio.com](mailto:technical@novusbio.com)

Protocols, Publications, Related Products, Reviews, Research Tools and Images at:  
[www.novusbio.com/NBP3-14695](http://www.novusbio.com/NBP3-14695)

Updated 9/18/2023 v.20.1

Earn rewards for product  
reviews and publications.

Submit a publication at [www.novusbio.com/publications](http://www.novusbio.com/publications)

Submit a review at [www.novusbio.com/reviews/destination/NBP3-14695](http://www.novusbio.com/reviews/destination/NBP3-14695)



**NBP3-14695**

GAPDH Antibody (BLR103H)

Product Information	
Unit Size	100 ul
Concentration	Please see the vial label for concentration. If unlisted please contact technical services.
Storage	Store at 2 - 8 C / 1 year from date of receipt
Clonality	Monoclonal
Clone	BLR103H
Preservative	0.09% Sodium Azide
Purity	>95%
Buffer	Borate Buffered Saline (BBS) pH 8.2 with 0.1% BSA and

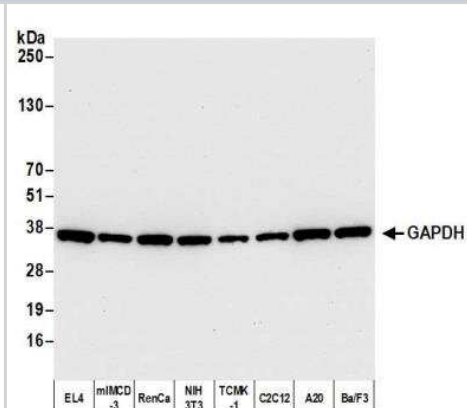
Product Description	
Host	Rabbit
Gene ID	2597
Gene Symbol	GAPDH
Species	Human, Mouse
Immunogen	Immunogen was a peptide representing a region between residue 225 and 275 of human glyceraldehyde-3-phosphate dehydrogenase using the numbering given in entry NP_002037.2 (Gene ID 2597).

Product Application Details	
Applications	Western Blot, Immunocytochemistry/ Immunofluorescence, Immunohistochemistry, Immunohistochemistry-Paraffin
Recommended Dilutions	Western Blot 1:1000, Immunohistochemistry 1:100 to 1:500, Immunocytochemistry/ Immunofluorescence 1:100 to 1:500, Immunohistochemistry-Paraffin 1:100 to 1:500
Application Notes	Epitope retrieval with citrate buffer pH6.0 is recommended for FFPE cell sections.

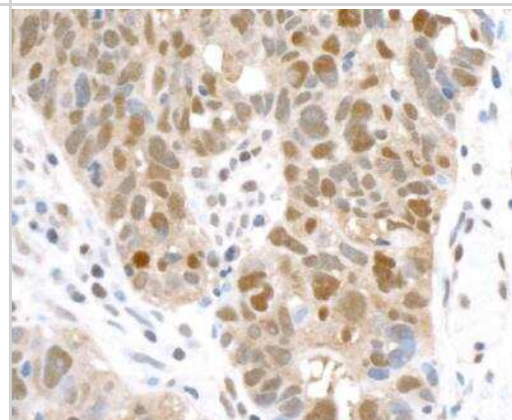


## Images

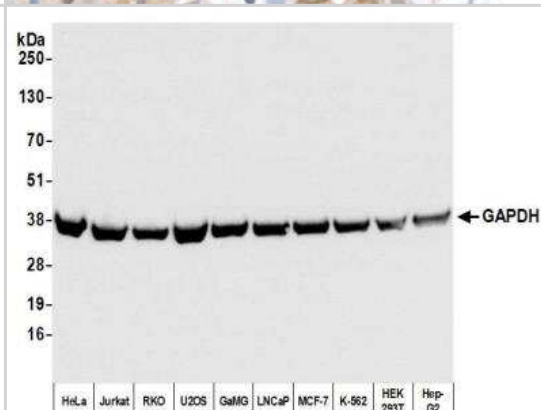
Western Blot: GAPDH Antibody (BLR103H) [NBP3-14695] - Whole cell lysate (15 ug) from EL4, mIMCD-3, RenCa, NIH 3T3, TCMK-1, C2C12, A20, and Ba/F3 cells prepared using NETN lysis buffer. Antibody: Rabbit anti-GAPDH recombinant monoclonal antibody used at 1:1000. Secondary: HRP-conjugated goat anti-rabbit IgG . Chemiluminescence with an exposure time of 10 seconds.



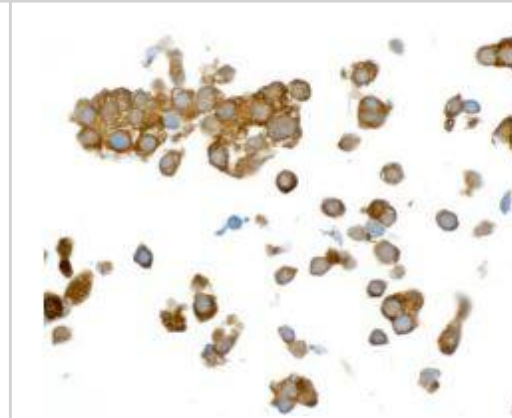
Immunohistochemistry: GAPDH Antibody (BLR103H) [NBP3-14695] - Rabbit anti-GAPDH recombinant monoclonal antibody. Secondary HRP-conjugated goat anti-rabbit IgG. Substrate:DAB



Western Blot: GAPDH Antibody (BLR103H) [NBP3-14695] - Whole cell lysate (50 ug) from HeLa, Jurkat, RKO, U2OS, GaMG, LNCaP, MCF-7, K-562, HEK293T, and Hep-G2 cells prepared using NETN lysis buffer. Rabbit anti-GAPDH recombinant monoclonal antibody used at 1:1000. Secondary: HRP-conjugated goat anti-rabbit IgG. Chemiluminescence with an exposure time of 1 second.



ICC/IF-GAPDH Antibody (BLR103H)-NBP3-14695-: Rabbit anti-GAPDH recombinant monoclonal antibody [BLR103H]. Secondary: HRP conjugated goat anti-rabbit IgG. Substrate: DAB.





### **Novus Biologicals USA**

10730 E. Briarwood Avenue  
Centennial, CO 80112  
USA  
Phone: 303.730.1950  
Toll Free: 1.888.506.6887  
Fax: 303.730.1966  
nb-customerservice@bio-techne.com

### **Bio-Techne Canada**

21 Canmotor Ave  
Toronto, ON M8Z 4E6  
Canada  
Phone: 905.827.6400  
Toll Free: 855.668.8722  
Fax: 905.827.6402  
canada.inquires@bio-techne.com

### **Bio-Techne Ltd**

19 Barton Lane  
Abingdon Science Park  
Abingdon, OX14 3NB, United Kingdom  
Phone: (44) (0) 1235 529449  
Free Phone: 0800 37 34 15  
Fax: (44) (0) 1235 533420  
info.EMEA@bio-techne.com

### **General Contact Information**

www.novusbio.com  
Technical Support: nb-technical@bio-techne.com  
Orders: nb-customerservice@bio-techne.com  
General: novus@novusbio.com

### **Products Related to NBP3-14695**

---

HAF008	Goat anti-Rabbit IgG Secondary Antibody [HRP]
NB7160	Goat anti-Rabbit IgG (H+L) Secondary Antibody [HRP]
H00002597-P02-10ug	Recombinant Human GAPDH GST (N-Term) Protein
210-TA-005	TNF-alpha [Unconjugated]

---

### **Limitations**

This product is for research use only and is not approved for use in humans or in clinical diagnosis. Primary Antibodies are guaranteed for 1 year from date of receipt.

For more information on our 100% guarantee, please visit [www.novusbio.com/guarantee](http://www.novusbio.com/guarantee)

Earn gift cards/discounts by submitting a review: [www.novusbio.com/reviews/submit/NBP3-14695](http://www.novusbio.com/reviews/submit/NBP3-14695)

Earn gift cards/discounts by submitting a publication using this product:  
[www.novusbio.com/publications](http://www.novusbio.com/publications)

