

Product Datasheet

HDAC3 Antibody (PCRP-HDAC3-2D4) NBP3-13809-100ug

Unit Size: 100 ug

Store at 4C.

www.novusbio.com



technical@novusbio.com

Protocols, Publications, Related Products, Reviews, Research Tools and Images at:
www.novusbio.com/NBP3-13809

Updated 7/16/2024 v.20.1

Earn rewards for product
reviews and publications.

Submit a publication at www.novusbio.com/publications

Submit a review at www.novusbio.com/reviews/destination/NBP3-13809



NBP3-13809-100ug

HDAC3 Antibody (PCRP-HDAC3-2D4)

Product Information	
Unit Size	100 ug
Concentration	0.2 mg/ml
Storage	Store at 4C.
Clonality	Monoclonal
Clone	PCRP-HDAC3-2D4
Preservative	0.05% Sodium Azide
Isotype	IgG2b
Purity	Protein A or G purified
Buffer	10 mM PBS with 0.05% BSA
Target Molecular Weight	49 kDa

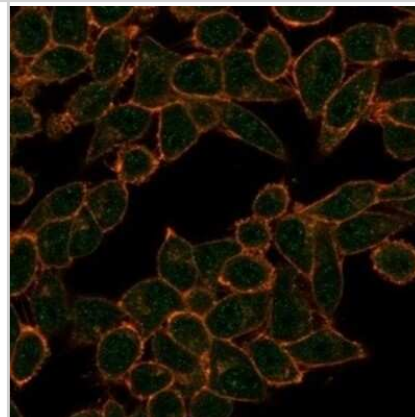
Product Description	
Description	200ug/ml of antibody purified from Bioreactor Concentrate by Protein A or G. Prepared in 10 mM PBS with 0.05% BSA & 0.05% azide. Also available WITHOUT BSA & azide at 1.0 mg/ml. (NBP3-14060) Antibody with azide - store at 2 to 8C. Antibody without azide - store at -20 to -80 C.
Host	Mouse
Gene ID	8841
Gene Symbol	HDAC3
Species	Human
Immunogen	Recombinant full-length human HDAC3 protein (Uniprot: O15379)

Product Application Details	
Applications	ELISA, Flow Cytometry, Immunocytochemistry/ Immunofluorescence, Immunoprecipitation, Protein Array
Recommended Dilutions	Flow Cytometry 1-2 ug/million cells, ELISA, Immunocytochemistry/ Immunofluorescence 1-2 ug/ml, Immunoprecipitation 1-2 ug/100-500 ug protein, Protein Array
Application Notes	ELISA: For coating, order antibody without BSA Immunoprecipitation: 1-2ug per 100-500ug of total protein (1ml of cell lysate)

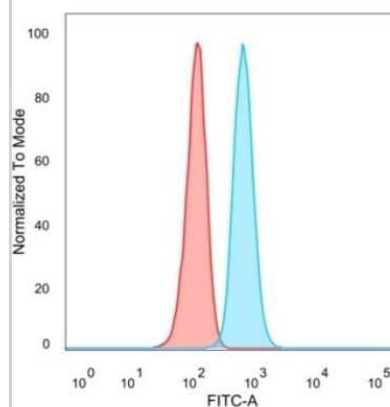


Images

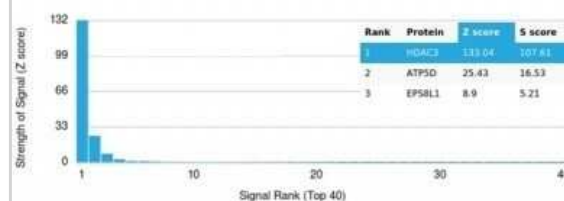
Immunocytochemistry/Immunofluorescence: HDAC3 Antibody (PCRP-HDAC3-2D4) [NBP3-13809] - Immunofluorescence Analysis of PFA-fixed HeLa cells stained using HDAC3 Antibody (PCRP-HDAC3-2D4) followed by goat anti-mouse IgG-CF488 (green). CF640R phalloidin (red).



Flow Cytometry: HDAC3 Antibody (PCRP-HDAC3-2D4) [NBP3-13809] - Flow cytometric analysis of PFA-fixed HeLa cells. HDAC3 antibody (PCRP-HDAC3-2D4) followed by goat anti-mouse IgG-CF488 (blue); isotype control (red).



Protein Array: HDAC3 Antibody (PCRP-HDAC3-2D4) [NBP3-13809] - Analysis of Protein Array containing more than 19,000 full-length human proteins using HDAC3 Antibody (PCRP-HDAC3-2D4).





Novus Biologicals USA

10730 E. Briarwood Avenue
Centennial, CO 80112
USA
Phone: 303.730.1950
Toll Free: 1.888.506.6887
Fax: 303.730.1966
nb-customerservice@bio-techne.com

Bio-Techne Canada

21 Canmotor Ave
Toronto, ON M8Z 4E6
Canada
Phone: 905.827.6400
Toll Free: 855.668.8722
Fax: 905.827.6402
canada.inquires@bio-techne.com

Bio-Techne Ltd

19 Barton Lane
Abingdon Science Park
Abingdon, OX14 3NB, United Kingdom
Phone: (44) (0) 1235 529449
Free Phone: 0800 37 34 15
Fax: (44) (0) 1235 533420
info.EMEA@bio-techne.com

General Contact Information

www.novusbio.com
Technical Support: nb-technical@bio-techne.com
Orders: nb-customerservice@bio-techne.com
General: novus@novusbio.com

Products Related to NBP3-13809-100ug

HAF007	Goat anti-Mouse IgG Secondary Antibody [HRP]
NB720-B	Rabbit anti-Mouse IgG (H+L) Secondary Antibody [Biotin]
NBP2-27231	Mouse IgG2b Isotype Control (MPC-11)
H00008841-P01-10ug	Recombinant Human HDAC3 GST (N-Term) Protein

Limitations

This product is for research use only and is not approved for use in humans or in clinical diagnosis. Primary Antibodies are guaranteed for 1 year from date of receipt.

For more information on our 100% guarantee, please visit www.novusbio.com/guarantee

Earn gift cards/discounts by submitting a review: www.novusbio.com/reviews/submit/NBP3-13809

Earn gift cards/discounts by submitting a publication using this product:
www.novusbio.com/publications

