

Product Datasheet

AG-2/AGR2 Antibody (HL1024) - Azide and BSA Free NBP3-13684

Unit Size: 100 ul

Store at 4C short term. Aliquot and store at -20C long term. Avoid freeze-thaw cycles.

www.novusbio.com



technical@novusbio.com

Protocols, Publications, Related Products, Reviews, Research Tools and Images at:
www.novusbio.com/NBP3-13684

Updated 7/31/2025 v.20.1

Earn rewards for product
reviews and publications.

Submit a publication at www.novusbio.com/publications

Submit a review at www.novusbio.com/reviews/destination/NBP3-13684



NBP3-13684

AG-2/AGR2 Antibody (HL1024) - Azide and BSA Free

Product Information	
Unit Size	100 ul
Concentration	Concentrations vary lot to lot. See vial label for concentration. If unlisted please contact technical services.
Storage	Store at 4C short term. Aliquot and store at -20C long term. Avoid freeze-thaw cycles.
Clonality	Monoclonal
Clone	HL1024
Preservative	No Preservative
Isotype	IgG
Purity	Protein A purified
Buffer	PBS


Product Description	
Description	Centrifuge briefly prior to opening.
Host	Rabbit
Gene ID	10551
Gene Symbol	AGR2
Species	Human, Mouse, Rat
Immunogen	Carrier-protein conjugated synthetic peptide encompassing a sequence within the N-terminus region of human AG-2/AGR2. The exact sequence is proprietary.

Product Application Details	
Applications	Western Blot, Immunohistochemistry-Paraffin, Immunocytochemistry/Immunofluorescence, Immunohistochemistry
Recommended Dilutions	Western Blot, Immunohistochemistry, Immunocytochemistry/Immunofluorescence, Immunohistochemistry-Paraffin

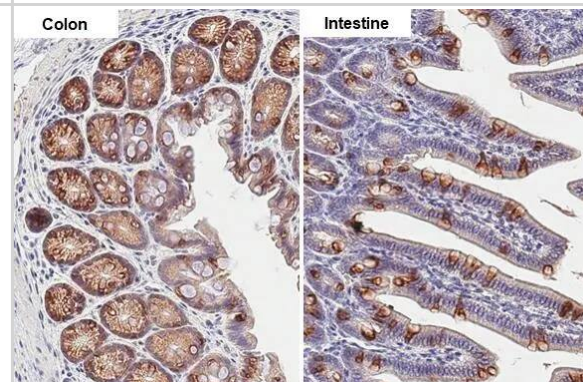


Images

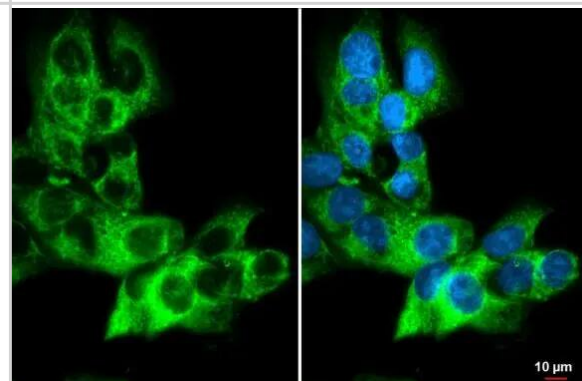
Western Blot: AG-2/AGR2 Antibody (HL1024) [NBP3-13684] - Rat tissue extract (50 ug) was separated by 15% SDS-PAGE, and the membrane was blotted with AG-2/AGR2 antibody [HL1024] (NBP3-13684) diluted at 1:1000. The HRP-conjugated anti-rabbit IgG antibody (NBP2-19301) was used to detect the primary antibody.



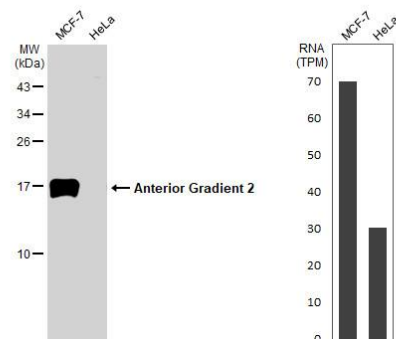
Immunohistochemistry-Paraffin: AG-2/AGR2 Antibody (HL1024) [NBP3-13684] - AG-2/AGR2 antibody [HL1024] detects AG-2/AGR2 protein by immunohistochemical analysis. Sample: Paraffin-embedded mouse tissue. AG-2/AGR2 stained by AG-2/AGR2 antibody [HL1024] (NBP3-13684) diluted at 1:100. Antigen Retrieval: Citrate buffer, pH 6.0, 15 min



Immunocytochemistry/ Immunofluorescence: AG-2/AGR2 Antibody (HL1024) [NBP3-13684] - AG-2/AGR2 antibody [HL1024] detects AG-2/AGR2 protein at cytoplasm by immunofluorescent analysis. Sample: MCF-7 cells were fixed in ice-cold MeOH for 5 min. Green: AG-2/AGR2 stained by AG-2/AGR2 antibody [HL1024] (NBP3-13684) diluted at 1:500. Blue: Fluoroshield with DAPI .



Western Blot: AG-2/AGR2 Antibody (HL1024) [NBP3-13684] - Various whole cell extracts (30 ug) were separated by 15% SDS-PAGE, and the membrane was blotted with Anterior Gradient 2 antibody [HL1024] diluted at 1:1000. The HRP-conjugated anti-rabbit IgG antibody was used to detect the primary antibody.





Novus Biologicals USA

10730 E. Briarwood Avenue
Centennial, CO 80112
USA
Phone: 303.730.1950
Toll Free: 1.888.506.6887
Fax: 303.730.1966
nb-customerservice@bio-techne.com

Bio-Techne Canada

21 Canmotor Ave
Toronto, ON M8Z 4E6
Canada
Phone: 905.827.6400
Toll Free: 855.668.8722
Fax: 905.827.6402
canada.inquires@bio-techne.com

Bio-Techne Ltd

19 Barton Lane
Abingdon Science Park
Abingdon, OX14 3NB, United Kingdom
Phone: (44) (0) 1235 529449
Free Phone: 0800 37 34 15
Fax: (44) (0) 1235 533420
info.EMEA@bio-techne.com

General Contact Information

www.novusbio.com
Technical Support: nb-technical@bio-techne.com
Orders: nb-customerservice@bio-techne.com
General: novus@novusbio.com

Products Related to NBP3-13684

HAF008	Goat anti-Rabbit IgG Secondary Antibody [HRP]
NB7160	Goat anti-Rabbit IgG (H+L) Secondary Antibody [HRP]
NBP2-24891	Rabbit IgG Isotype Control
NBP1-05933PEP	AG-2/AGR2 Antibody Blocking Peptide

Limitations

This product is for research use only and is not approved for use in humans or in clinical diagnosis. Primary Antibodies are guaranteed for 1 year from date of receipt.

For more information on our 100% guarantee, please visit www.novusbio.com/guarantee

Earn gift cards/discounts by submitting a review: www.novusbio.com/reviews/submit/NBP3-13684

Earn gift cards/discounts by submitting a publication using this product:
www.novusbio.com/publications

