

Product Datasheet

Zika virus (H/PF/2013) NS1 Antibody (GT5212) NBP3-13589

Unit Size: 100 ul

Store at 4C short term. Aliquot and store at -20C long term. Avoid freeze-thaw cycles.

www.novusbio.com



technical@novusbio.com

Protocols, Publications, Related Products, Reviews, Research Tools and Images at:
www.novusbio.com/NBP3-13589

Updated 3/9/2022 v.20.1

Earn rewards for product
reviews and publications.

Submit a publication at www.novusbio.com/publications

Submit a review at www.novusbio.com/reviews/destination/NBP3-13589



NBP3-13589

Zika virus (H/PF/2013) NS1 Antibody (GT5212)

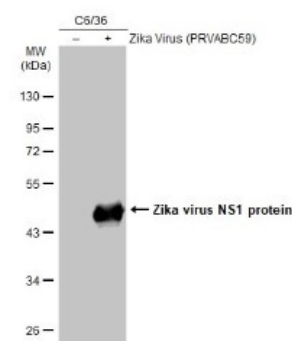
Product Information	
Unit Size	100 ul
Concentration	Concentrations vary lot to lot. See vial label for concentration. If unlisted please contact technical services.
Storage	Store at 4C short term. Aliquot and store at -20C long term. Avoid freeze-thaw cycles.
Clonality	Monoclonal
Clone	GT5212
Preservative	No Preservative
Isotype	IgG1
Purity	Protein G purified
Buffer	PBS

Product Description	
Host	Mouse
Species	Viral
Reactivity Notes	Zika virus
Immunogen	Carrier-protein conjugated synthetic peptide encompassing a sequence within the C-terminus region of Zika virus (H/PF/2013) NS1 (Zika virus (strain H/PF/2013)). The exact sequence is proprietary.
Notes	Centrifuge briefly prior to opening.

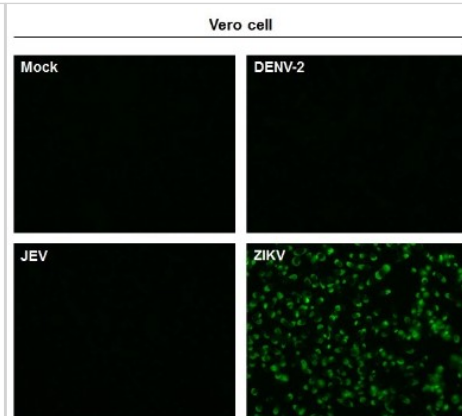
Product Application Details	
Applications	Western Blot, ELISA, Immunocytochemistry/Immunofluorescence, Sandwich ELISA
Recommended Dilutions	Western Blot, ELISA 1:1000-1:10000, Immunocytochemistry/Immunofluorescence, Sandwich ELISA

Images

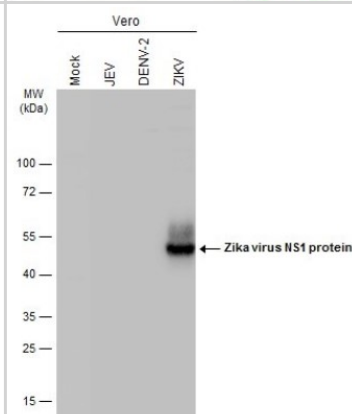
Western Blot: Zika virus (H/PF/2013) NS1 Antibody (GT5212) [NBP3-13589] - Non-infected (-) and infected (+) C6/36 whole cell extracts (30 ug) were separated by 10% SDS-PAGE, and the membrane was blotted with Zika virus (H/PF/2013) NS1 antibody [GT5212] (NBP3-13589) diluted at 1:1000. The HRP-conjugated anti-mouse IgG antibody (NBP2-19382) was used to detect the primary antibody.



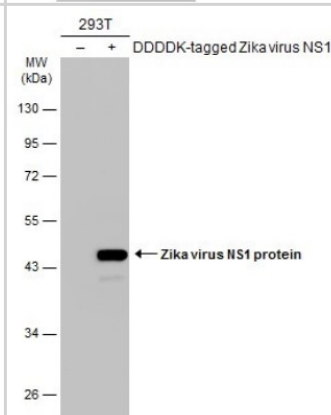
Immunocytochemistry/Immunofluorescence: Zika virus (H/PF/2013) NS1 Antibody (GT5212) [NBP3-13589] - Immunofluorescent analysis of non-infected and infected vero cells using Zika virus (H/PF/2013) NS1 antibody [GT5212] (NBP3-13589). Green: Zika virus (H/PF/2013) NS1 antibody [GT5212] (NBP3-13589) diluted at 1:500.



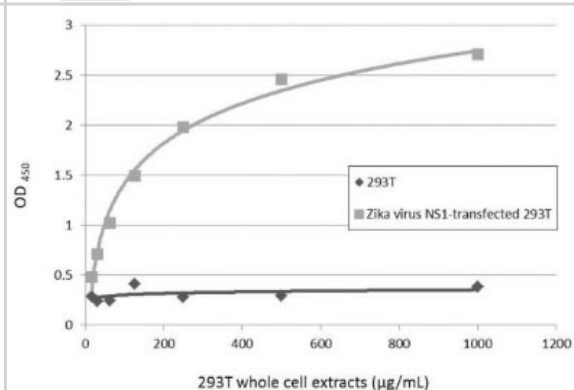
Western Blot: Zika virus (H/PF/2013) NS1 Antibody (GT5212) [NBP3-13589] - Mock and infected Vero whole cell extracts were separated by gradient gel, and the membrane was blotted with Zika virus (H/PF/2013) NS1 antibody [GT5212] (NBP3-13589) diluted at 1:2500.



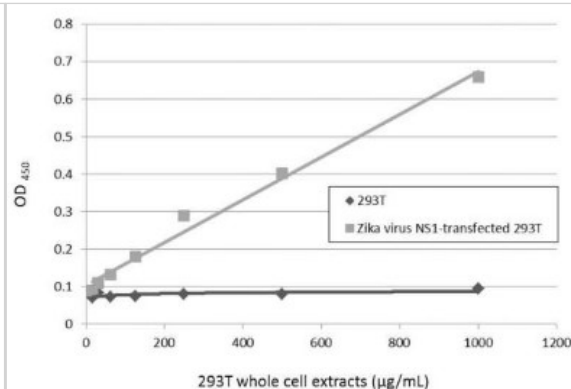
Western Blot: Zika virus (H/PF/2013) NS1 Antibody (GT5212) [NBP3-13589] - Non-transfected (-) and transfected (+) 293T whole cell extracts (60 ug) were separated by 10% SDS-PAGE, and the membrane was blotted with Zika virus (H/PF/2013) NS1 antibody [GT5212] (NBP3-13589) diluted at 1:5000. The HRP-conjugated anti-mouse IgG antibody (NBP2-19382) was used to detect the primary antibody.



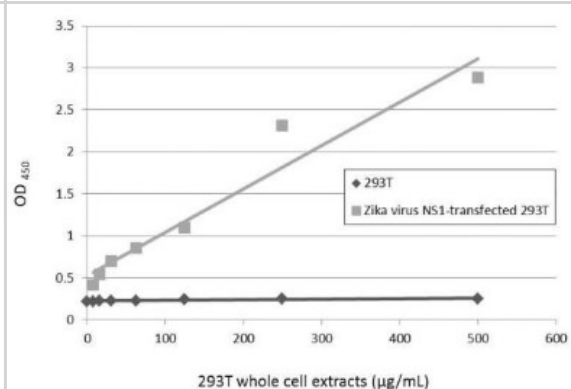
Sandwich ELISA: Zika virus (H/PF/2013) NS1 Antibody (GT5212) [NBP3-13589] - Sandwich ELISA detection of non-transfected and transfected 293T whole cell extracts using NBP3-13204 as capture antibody at concentration of 5 ug/mL and NBP3-13589 as detection antibody at concentration of 1 ug/mL. Mouse IgG antibody (HRP) (NBP2-19382) was diluted at 1:10000 and used to detect the primary antibody.



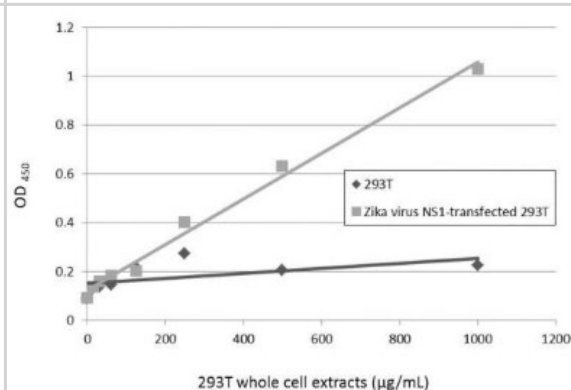
Sandwich ELISA: Zika virus (H/PF/2013) NS1 Antibody (GT5212) [NBP3-13589] - Sandwich ELISA detection of non-transfected and transfected 293T whole cell extracts using NBP3-13589 as capture antibody at concentration of 5 ug/mL and Zika virus NS1 protein antibody as detection antibody at concentration of 1 ug/mL. Rabbit IgG antibody (HRP) (NBP2-19301) was diluted at 1:10000 and used to detect the primary antibody.



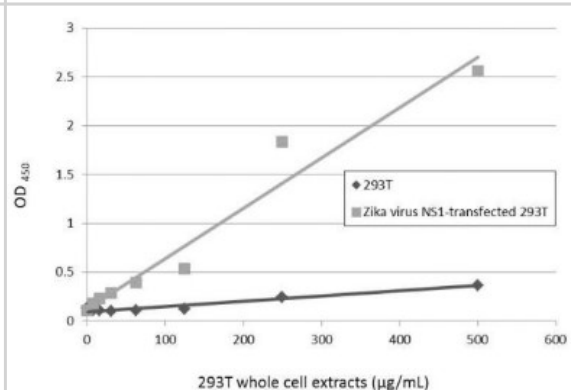
Sandwich ELISA: Zika virus (H/PF/2013) NS1 Antibody (GT5212) [NBP3-13589] - Sandwich ELISA detection of non-transfected and transfected 293T whole cell extracts using NBP3-13589 as capture antibody at concentration of 5 ug/mL and NBP3-13204 as detection antibody at concentration of 1 ug/mL. Rabbit IgG antibody (HRP) (NBP2-19301) was diluted at 1:10000 and used to detect the primary antibody.



Sandwich ELISA: Zika virus (H/PF/2013) NS1 Antibody (GT5212) [NBP3-13589] - Sandwich ELISA detection of non-transfected and transfected 293T whole cell extracts using NBP3-13589 as capture antibody at concentration of 5 ug/mL and NBP3-13194 as detection antibody at concentration of 1 ug/mL. Rabbit IgG antibody (HRP) (NBP2-19301) was diluted at 1:10000 and used to detect the primary antibody.



Sandwich ELISA: Zika virus (H/PF/2013) NS1 Antibody (GT5212) [NBP3-13589] - Sandwich ELISA detection of non-transfected and transfected 293T whole cell extracts using NBP3-13589 as capture antibody at concentration of 5 ug/mL and Zika virus NS1 protein antibody as detection antibody at concentration of 1 ug/mL. Rabbit IgG antibody (HRP) (NBP2-19301) was diluted at 1:10000 and used to detect the primary antibody.





Novus Biologicals USA

10730 E. Briarwood Avenue
Centennial, CO 80112
USA

Phone: 303.730.1950
Toll Free: 1.888.506.6887
Fax: 303.730.1966
novus@novusbio.com

Bio-Techne Canada

21 Canmotor Ave
Toronto, ON M8Z 4E6
Canada

Phone: 905.827.6400
Toll Free: 855.668.8722
Fax: 905.827.6402
canada.inquires@bio-techne.com

Bio-Techne Ltd

19 Barton Lane
Abingdon Science Park
Abingdon, OX14 3NB, United Kingdom

Phone: (44) (0) 1235 529449
Free Phone: 0800 37 34 15
Fax: (44) (0) 1235 533420
info.EMEA@bio-techne.com

General Contact Information

www.novusbio.com
Technical Support: technical@novusbio.com
Orders: orders@novusbio.com
General: novus@novusbio.com

Products Related to NBP3-13589

HAF007	Goat anti-Mouse IgG Secondary Antibody [HRP (Horseradish Peroxidase)]
NB720-B	Rabbit anti-Mouse IgG (H+L) Secondary Antibody [Biotin]
NBP1-97005-0.5mg	Mouse IgG1 Isotype Control (MG1)
9450-ZK-100	Zika virus (H/PF/2013) NS1 [Unconjugated]

Limitations

This product is for research use only and is not approved for use in humans or in clinical diagnosis. Primary Antibodies are guaranteed for 1 year from date of receipt.

For more information on our 100% guarantee, please visit www.novusbio.com/guarantee

Earn gift cards/discounts by submitting a review: www.novusbio.com/reviews/submit/NBP3-13589

Earn gift cards/discounts by submitting a publication using this product:
www.novusbio.com/publications

