

Product Datasheet

non-muscle Myosin IIA Antibody (GT566) NBP3-13580

Unit Size: 100 ul

Store at 4C short term. Aliquot and store at -20C long term. Avoid freeze-thaw cycles.

www.novusbio.com



technical@novusbio.com

Protocols, Publications, Related Products, Reviews, Research Tools and Images at:
www.novusbio.com/NBP3-13580

Updated 11/13/2023 v.20.1

Earn rewards for product
reviews and publications.

Submit a publication at www.novusbio.com/publications

Submit a review at www.novusbio.com/reviews/destination/NBP3-13580



NBP3-13580

non-muscle Myosin IIA Antibody (GT566)

Product Information

Unit Size	100 ul
Concentration	Concentrations vary lot to lot. See vial label for concentration. If unlisted please contact technical services.
Storage	Store at 4C short term. Aliquot and store at -20C long term. Avoid freeze-thaw cycles.
Clonality	Monoclonal
Clone	GT566
Preservative	No Preservative
Isotype	IgG2b
Purity	Protein A purified
Buffer	PBS
Target Molecular Weight	227 kDa

Product Description


Description	Centrifuge briefly prior to opening.
Host	Mouse
Gene ID	4627
Gene Symbol	MYH9
Species	Human, Mouse
Immunogen	Carrier-protein conjugated synthetic peptide encompassing a sequence within the C-terminus region of human non-muscle Myosin IIA. The exact sequence is proprietary.

Product Application Details

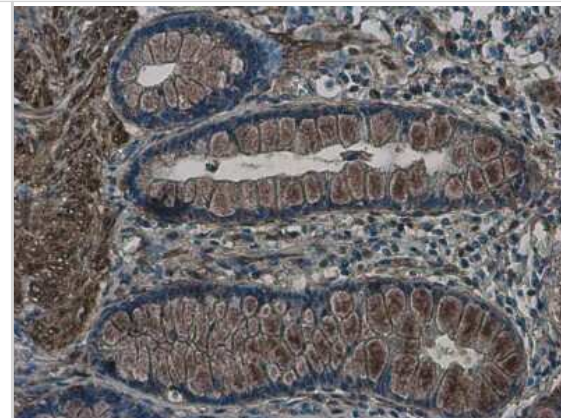
Applications	Western Blot, Immunohistochemistry, Immunohistochemistry-Paraffin
Recommended Dilutions	Western Blot 1:500-1:3000, Immunohistochemistry 1:100-1:1000, Immunohistochemistry-Paraffin 1:100-1:1000

Images

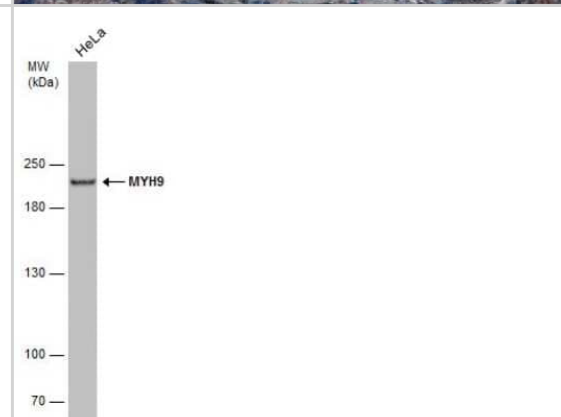
Western Blot: non-muscle Myosin IIA Antibody (GT566) [NBP3-13580] - Various whole cell extracts (30 ug) were separated by 5% SDS-PAGE, and the membrane was blotted with non-muscle Myosin IIA antibody [GT566] (NBP3-13580) diluted at 1:1000. The HRP-conjugated anti-mouse IgG antibody (NBP2-19382) was used to detect the primary antibody.



Immunohistochemistry-Paraffin: non-muscle Myosin IIA Antibody (GT566) [NBP3-13580] - non-muscle Myosin IIA antibody [GT566] detects non-muscle Myosin IIA protein at cytoplasm in human colon by immunohistochemical analysis. Sample: Paraffin-embedded human colon. non-muscle Myosin IIA antibody [GT566] (NBP3-13580) diluted at 1:200. Antigen Retrieval: Citrate buffer, pH 6.0, 15 min



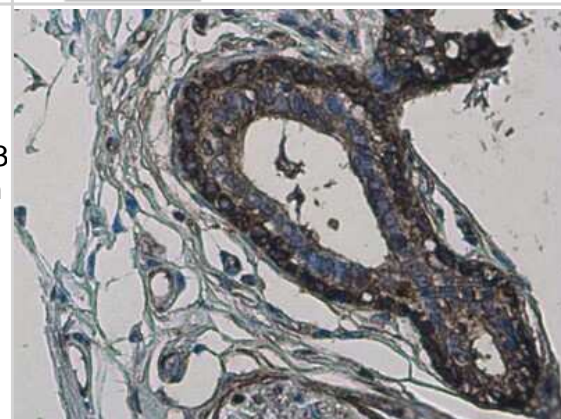
Western Blot: non-muscle Myosin IIA Antibody (GT566) [NBP3-13580] - Whole cell extract (30 ug) was separated by 5% SDS-PAGE, and the membrane was blotted with non-muscle Myosin IIA antibody [GT566] (NBP3-13580) diluted at 1:1000.



Western Blot: non-muscle Myosin IIA Antibody (GT566) [NBP3-13580] - Non-transfected (-) and transfected (+) 293T whole cell extracts (30 ug) were separated by 5% SDS-PAGE, and the membrane was blotted with non-muscle Myosin IIA antibody [GT566] (NBP3-13580) diluted at 1:1000. The HRP-conjugated anti-mouse IgG antibody (NBP2-19382) was used to detect the primary antibody, and the signal was developed with Trident ECL plus-Enhanced.



Immunohistochemistry-Paraffin: non-muscle Myosin IIA Antibody (GT566) [NBP3-13580] - non-muscle Myosin IIA antibody [GT566] detects non-muscle Myosin IIA protein at cytoplasm in human mammary gland by immunohistochemical analysis. Sample: Paraffin-embedded human mammary gland. non-muscle Myosin IIA antibody [GT566] (NBP3-13580) diluted at 1:200. Antigen Retrieval: Citrate buffer, pH 6.0, 15 min





Novus Biologicals USA

10730 E. Briarwood Avenue
Centennial, CO 80112
USA
Phone: 303.730.1950
Toll Free: 1.888.506.6887
Fax: 303.730.1966
nb-customerservice@bio-techne.com

Bio-Techne Canada

21 Canmotor Ave
Toronto, ON M8Z 4E6
Canada
Phone: 905.827.6400
Toll Free: 855.668.8722
Fax: 905.827.6402
canada.inquires@bio-techne.com

Bio-Techne Ltd

19 Barton Lane
Abingdon Science Park
Abingdon, OX14 3NB, United Kingdom
Phone: (44) (0) 1235 529449
Free Phone: 0800 37 34 15
Fax: (44) (0) 1235 533420
info.EMEA@bio-techne.com

General Contact Information

www.novusbio.com
Technical Support: nb-technical@bio-techne.com
Orders: nb-customerservice@bio-techne.com
General: novus@novusbio.com

Products Related to NBP3-13580

HAF007	Goat anti-Mouse IgG Secondary Antibody [HRP]
NB720-B	Rabbit anti-Mouse IgG (H+L) Secondary Antibody [Biotin]
NBP2-27231	Mouse IgG2b Isotype Control (MPC-11)
H00004627-Q01-10ug	Recombinant Human non-muscle Myosin IIA GST (N-Term) Protein

Limitations

This product is for research use only and is not approved for use in humans or in clinical diagnosis. Primary Antibodies are guaranteed for 1 year from date of receipt.

For more information on our 100% guarantee, please visit www.novusbio.com/guarantee

Earn gift cards/discounts by submitting a review: www.novusbio.com/reviews/submit/NBP3-13580

Earn gift cards/discounts by submitting a publication using this product:
www.novusbio.com/publications

