

Product Datasheet

Cardiac Troponin T Antibody - BSA Free NBP3-13391

Unit Size: 100 ul

Store at 4C short term. Aliquot and store at -20C long term. Avoid freeze-thaw cycles.

www.novusbio.com



technical@novusbio.com

Protocols, Publications, Related Products, Reviews, Research Tools and Images at:
www.novusbio.com/NBP3-13391

Updated 3/3/2025 v.20.1

Earn rewards for product
reviews and publications.

Submit a publication at www.novusbio.com/publications

Submit a review at www.novusbio.com/reviews/destination/NBP3-13391



NBP3-13391

Cardiac Troponin T Antibody - BSA Free

Product Information

Unit Size	100 ul
Concentration	Concentrations vary lot to lot. See vial label for concentration. If unlisted please contact technical services.
Storage	Store at 4C short term. Aliquot and store at -20C long term. Avoid freeze-thaw cycles.
Clonality	Polyclonal
Preservative	0.025% Proclin 300
Isotype	IgG
Purity	Antigen Affinity-purified
Buffer	PBS (pH 7), 20% Glycerol
Target Molecular Weight	36 kDa

Product Description

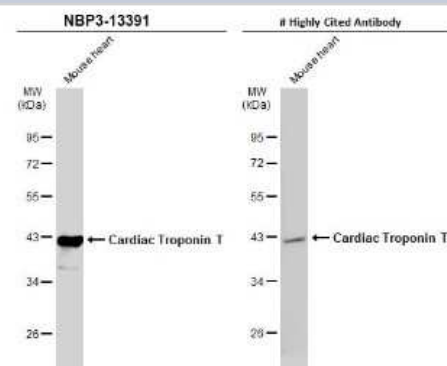
Description	Centrifuge briefly prior to opening.
Host	Rabbit
Gene ID	7139
Gene Symbol	TNNT2
Species	Human, Mouse, Rat
Immunogen	Carrier-protein conjugated synthetic peptide encompassing a sequence within the center region of human Cardiac Troponin T. The exact sequence is proprietary.

Product Application Details

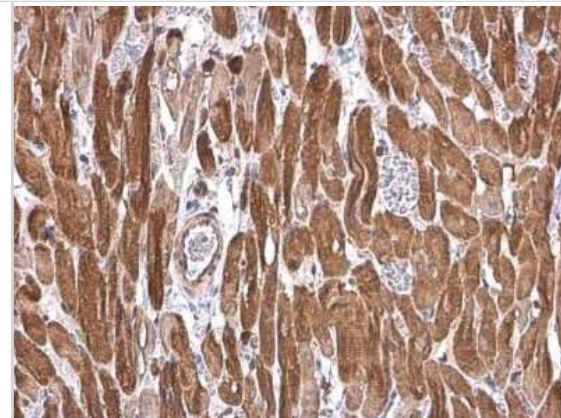
Applications	Western Blot, Immunohistochemistry-Paraffin, Immunohistochemistry
Recommended Dilutions	Western Blot 1:500-1:3000, Immunohistochemistry 1:100-1:1000, Immunohistochemistry-Paraffin 1:100-1:1000

Images

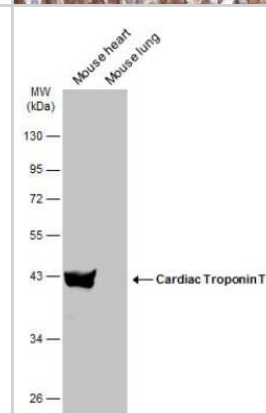
Western Blot: Cardiac Troponin T Antibody [NBP3-13391] - Mouse tissue extract (50 ug) was separated by 10% SDS-PAGE, and the membranes were blotted with Cardiac Troponin T antibody (NBP3-13391) diluted at 1:3000 and competitor's antibody diluted at 1:3000. The HRP-conjugated anti-rabbit IgG antibody (NBP2-19301) was used to detect the primary antibody.



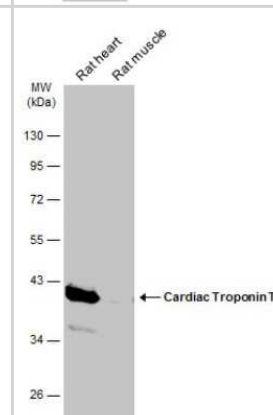
Immunohistochemistry-Paraffin: Cardiac Troponin T Antibody [NBP3-13391] - Rat heart. Cardiac Troponin T stained by Cardiac Troponin T antibody (NBP3-13391) diluted at 1:500. Antigen Retrieval: Citrate buffer, pH 6.0, 15 min.



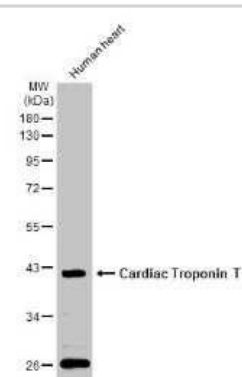
Western Blot: Cardiac Troponin T Antibody [NBP3-13391] - Various tissue extracts (50 ug) were separated by 10% SDS-PAGE, and the membrane was blotted with Cardiac Troponin T antibody (NBP3-13391) diluted at 1:1000. The HRP-conjugated anti-rabbit IgG antibody (NBP2-19301) was used to detect the primary antibody.



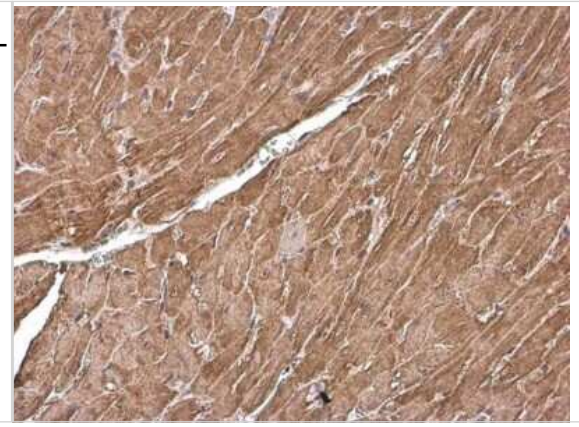
Western Blot: Cardiac Troponin T Antibody [NBP3-13391] - Various tissue extracts (50 ug) were separated by 10% SDS-PAGE, and the membrane was blotted with Cardiac Troponin T antibody (NBP3-13391) diluted at 1:1000. The HRP-conjugated anti-rabbit IgG antibody (NBP2-19301) was used to detect the primary antibody.



Western Blot: Cardiac Troponin T Antibody [NBP3-13391] - Human heart (30 ug) was separated by 10% SDS-PAGE, and the membrane was blotted with Cardiac Troponin T antibody (NBP3-13391) diluted at 1:1000. The HRP-conjugated anti-rabbit IgG antibody (NBP2-19301) was used to detect the primary antibody.



Immunohistochemistry-Paraffin: Cardiac Troponin T Antibody [NBP3-13391] - Mouse heart. Cardiac Troponin T stained by Cardiac Troponin T antibody (NBP3-13391) diluted at 1:500. Antigen Retrieval: Citrate buffer, pH 6.0, 15 min.





Novus Biologicals USA

10730 E. Briarwood Avenue
Centennial, CO 80112
USA
Phone: 303.730.1950
Toll Free: 1.888.506.6887
Fax: 303.730.1966
nb-customerservice@bio-techne.com

Bio-Techne Canada

21 Canmotor Ave
Toronto, ON M8Z 4E6
Canada
Phone: 905.827.6400
Toll Free: 855.668.8722
Fax: 905.827.6402
canada.inquires@bio-techne.com

Bio-Techne Ltd

19 Barton Lane
Abingdon Science Park
Abingdon, OX14 3NB, United Kingdom
Phone: (44) (0) 1235 529449
Free Phone: 0800 37 34 15
Fax: (44) (0) 1235 533420
info.EMEA@bio-techne.com

General Contact Information

www.novusbio.com
Technical Support: nb-technical@bio-techne.com
Orders: nb-customerservice@bio-techne.com
General: novus@novusbio.com

Products Related to NBP3-13391

HAF008	Goat anti-Rabbit IgG Secondary Antibody [HRP]
NB7160	Goat anti-Rabbit IgG (H+L) Secondary Antibody [HRP]
NBP2-24891	Rabbit IgG Isotype Control
H00005555-P01-10ug	Recombinant Human PRH2 GST (N-Term) Protein

Limitations

This product is for research use only and is not approved for use in humans or in clinical diagnosis. Primary Antibodies are guaranteed for 1 year from date of receipt.

For more information on our 100% guarantee, please visit www.novusbio.com/guarantee

Earn gift cards/discounts by submitting a review: www.novusbio.com/reviews/submit/NBP3-13391

Earn gift cards/discounts by submitting a publication using this product:
www.novusbio.com/publications

