

# Product Datasheet

## CDK2 [p Thr160] Antibody

### NBP3-13301

Unit Size: 100 ul

Store at 4C short term. Aliquot and store at -20C long term. Avoid freeze-thaw cycles.

[www.novusbio.com](http://www.novusbio.com)



[technical@novusbio.com](mailto:technical@novusbio.com)

Protocols, Publications, Related Products, Reviews, Research Tools and Images at:  
[www.novusbio.com/NBP3-13301](http://www.novusbio.com/NBP3-13301)

Updated 7/18/2024 v.20.1

Earn rewards for product  
reviews and publications.

Submit a publication at [www.novusbio.com/publications](http://www.novusbio.com/publications)

Submit a review at [www.novusbio.com/reviews/destination/NBP3-13301](http://www.novusbio.com/reviews/destination/NBP3-13301)



**NBP3-13301**

CDK2 [p Thr160] Antibody

Product Information	
Unit Size	100 ul
Concentration	Concentrations vary lot to lot. See vial label for concentration. If unlisted please contact technical services.
Storage	Store at 4C short term. Aliquot and store at -20C long term. Avoid freeze-thaw cycles.
Clonality	Polyclonal
Preservative	0.025% Proclin 300
Isotype	IgG
Purity	Antigen Affinity-purified
Buffer	PBS (pH 7), 20% Glycerol, 1% BSA
Target Molecular Weight	34 kDa

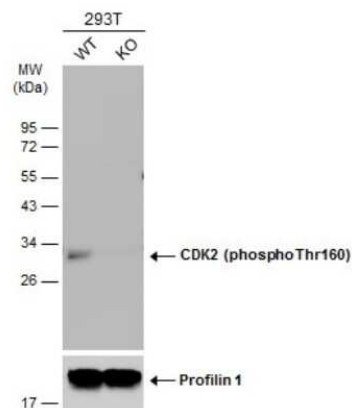
Product Description	
Description	Centrifuge briefly prior to opening.
Host	Rabbit
Gene ID	1017
Gene Symbol	CDK2
Species	Human
Immunogen	Carrier-protein conjugated synthetic peptide surrounding phospho Thr160 of human CDK2. The exact sequence is proprietary.

Product Application Details	
Applications	Western Blot, Immunohistochemistry-Paraffin, Immunohistochemistry
Recommended Dilutions	Western Blot 1:500-1:3000, Immunohistochemistry 1:100-1:1000, Immunohistochemistry-Paraffin 1:100-1:1000

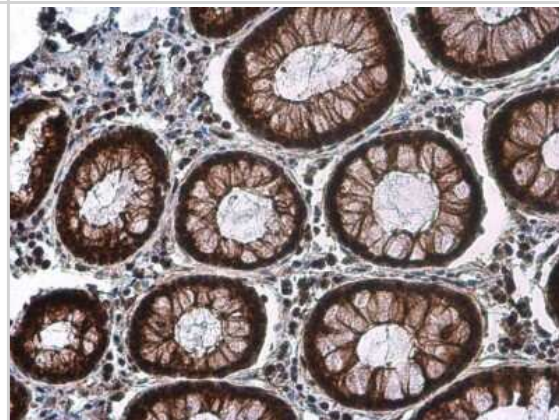


## Images


Western Blot: CDK2 [p Thr160] Antibody [NBP3-13301] - Wild-type (WT) and CDK2 (phospho Thr160) knockout (KO) 293T cell extracts (30 ug) were separated by 12% SDS-PAGE, and the membrane was blotted with CDK2 (phospho Thr160) antibody (NBP3-13301) diluted at 1:500. The HRP-conjugated anti-rabbit IgG antibody (NBP2-19301) was used to detect the primary antibody, and the signal was developed with Trident ECL plus-Enhanced.



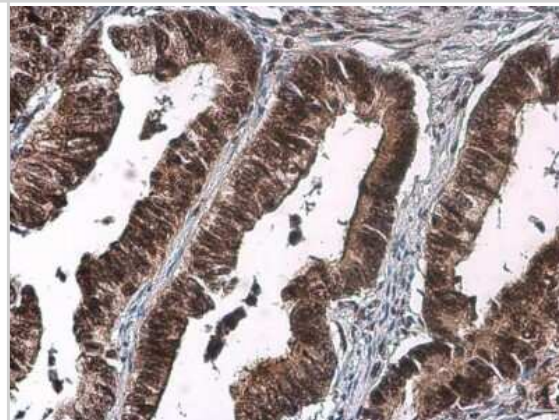
Immunohistochemistry-Paraffin: CDK2 [p Thr160] Antibody [NBP3-13301] - CDK2 (phospho Thr160) antibody detects CDK2 (phospho Thr160) protein at cytoplasm and nucleus by immunohistochemical analysis. Sample: Paraffin-embedded human colon. CDK2 (phospho Thr160) stained by CDK2 (phospho Thr160) antibody (NBP3-13301) diluted at 1:500. Antigen Retrieval: Citrate buffer, pH 6.0, 15 min



Western Blot: CDK2 [p Thr160] Antibody [NBP3-13301] - Untreated (-) and treated (+) HeLa whole cell extracts (30 ug) were separated by 10% SDS-PAGE, and the membrane was blotted with CDK2 (phospho Thr160) antibody (NBP3-13301) diluted at 1:500. The HRP-conjugated anti-rabbit IgG antibody (NBP2-19301) was used to detect the primary antibody.



Immunohistochemistry-Paraffin: CDK2 [p Thr160] Antibody [NBP3-13301] - CDK2 (phospho Thr160) antibody detects CDK2 (phospho Thr160) protein at cytoplasm and nucleus by immunohistochemical analysis. Sample: Paraffin-embedded human colon cancer. CDK2 (phospho Thr160) stained by CDK2 (phospho Thr160) antibody (NBP3-13301) diluted at 1:500. Antigen Retrieval: Citrate buffer, pH 6.0, 15 min





### **Novus Biologicals USA**

10730 E. Briarwood Avenue  
Centennial, CO 80112  
USA  
Phone: 303.730.1950  
Toll Free: 1.888.506.6887  
Fax: 303.730.1966  
nb-customerservice@bio-techne.com

### **Bio-Techne Canada**

21 Canmotor Ave  
Toronto, ON M8Z 4E6  
Canada  
Phone: 905.827.6400  
Toll Free: 855.668.8722  
Fax: 905.827.6402  
canada.inquires@bio-techne.com

### **Bio-Techne Ltd**

19 Barton Lane  
Abingdon Science Park  
Abingdon, OX14 3NB, United Kingdom  
Phone: (44) (0) 1235 529449  
Free Phone: 0800 37 34 15  
Fax: (44) (0) 1235 533420  
info.EMEA@bio-techne.com

### **General Contact Information**

www.novusbio.com  
Technical Support: nb-technical@bio-  
techne.com  
Orders: nb-customerservice@bio-techne.com  
General: novus@novusbio.com

### **Products Related to NBP3-13301**

---

HAF008	Goat anti-Rabbit IgG Secondary Antibody [HRP]
NB7160	Goat anti-Rabbit IgG (H+L) Secondary Antibody [HRP]
NBP2-24891	Rabbit IgG Isotype Control
NBP2-51887-0.05mg	Recombinant Human CDK2 His Protein

---

### **Limitations**

This product is for research use only and is not approved for use in humans or in clinical diagnosis. Primary Antibodies are guaranteed for 1 year from date of receipt.

For more information on our 100% guarantee, please visit [www.novusbio.com/guarantee](http://www.novusbio.com/guarantee)

Earn gift cards/discounts by submitting a review: [www.novusbio.com/reviews/submit/NBP3-13301](http://www.novusbio.com/reviews/submit/NBP3-13301)

Earn gift cards/discounts by submitting a publication using this product:  
[www.novusbio.com/publications](http://www.novusbio.com/publications)

