

# Product Datasheet

## TOMM40 Antibody - BSA Free

### NBP3-13293

Unit Size: 100 ul

Store at 4C short term. Aliquot and store at -20C long term. Avoid freeze-thaw cycles.

[www.novusbio.com](http://www.novusbio.com)



[technical@novusbio.com](mailto:technical@novusbio.com)

Protocols, Publications, Related Products, Reviews, Research Tools and Images at:  
[www.novusbio.com/NBP3-13293](http://www.novusbio.com/NBP3-13293)

Updated 3/3/2025 v.20.1

Earn rewards for product  
reviews and publications.

Submit a publication at [www.novusbio.com/publications](http://www.novusbio.com/publications)

Submit a review at [www.novusbio.com/reviews/destination/NBP3-13293](http://www.novusbio.com/reviews/destination/NBP3-13293)



**NBP3-13293**

TOMM40 Antibody - BSA Free

**Product Information**

|                      |                                                                                                                  |
|----------------------|------------------------------------------------------------------------------------------------------------------|
| <b>Unit Size</b>     | 100 ul                                                                                                           |
| <b>Concentration</b> | Concentrations vary lot to lot. See vial label for concentration. If unlisted please contact technical services. |
| <b>Storage</b>       | Store at 4C short term. Aliquot and store at -20C long term. Avoid freeze-thaw cycles.                           |
| <b>Clonality</b>     | Polyclonal                                                                                                       |
| <b>Preservative</b>  | 0.025% Proclin 300                                                                                               |
| <b>Isotype</b>       | IgG                                                                                                              |
| <b>Purity</b>        | Antigen Affinity-purified                                                                                        |
| <b>Buffer</b>        | PBS (pH 7), 20% Glycerol                                                                                         |

**Product Description**

|                    |                                                                                                                                                       |
|--------------------|-------------------------------------------------------------------------------------------------------------------------------------------------------|
| <b>Description</b> | Centrifuge briefly prior to opening.                                                                                                                  |
| <b>Host</b>        | Rabbit                                                                                                                                                |
| <b>Gene ID</b>     | 10452                                                                                                                                                 |
| <b>Gene Symbol</b> | TOMM40                                                                                                                                                |
| <b>Species</b>     | Human, Mouse, Rat                                                                                                                                     |
| <b>Immunogen</b>   | Carrier-protein conjugated synthetic peptide encompassing a sequence within the C-terminus region of human TOMM40. The exact sequence is proprietary. |

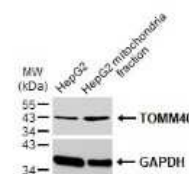
**Product Application Details**

|                              |                                                                   |
|------------------------------|-------------------------------------------------------------------|
| <b>Applications</b>          | Western Blot, Immunohistochemistry-Paraffin, Immunohistochemistry |
| <b>Recommended Dilutions</b> | Western Blot, Immunohistochemistry, Immunohistochemistry-Paraffin |

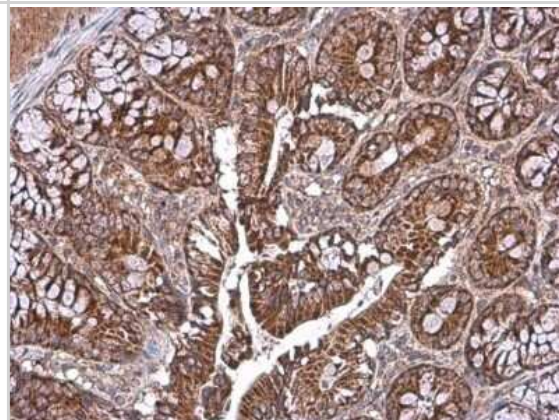


## Images


Western Blot: TOMM40 Antibody [NBP3-13293] - HepG2 and mitochondria extracts (30 ug) were separated by SDS-PAGE, and the membrane was blotted with TOMM40 antibody (NBP3-13293) diluted at 1:1000. The HRP-conjugated anti-rabbit IgG antibody (NBP2-19301) was used to detect the primary antibody.



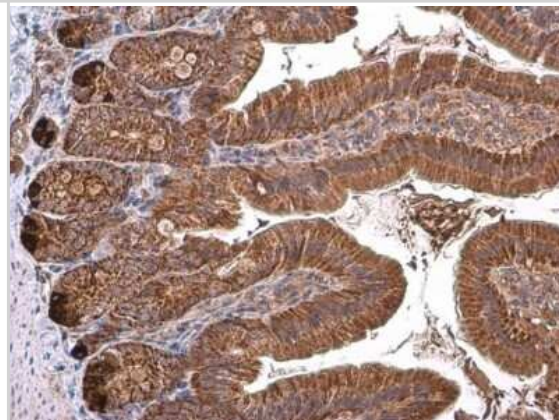
Immunohistochemistry-Paraffin: TOMM40 Antibody [NBP3-13293] - TOMM40 antibody detects TOMM40 protein at mitochondria by immunohistochemical analysis. Sample: Paraffin-embedded rat colon. TOMM40 stained by TOMM40 antibody (NBP3-13293) diluted at 1:2000. Antigen Retrieval: Citrate buffer, pH 6.0, 15 min



Western Blot: TOMM40 Antibody [NBP3-13293] - Various whole cell extracts (30 ug) were separated by 10% SDS-PAGE, and the membrane was blotted with TOMM40 antibody (NBP3-13293) diluted at 1:1000. The HRP-conjugated anti-rabbit IgG antibody (NBP2-19301) was used to detect the primary antibody.



Immunohistochemistry-Paraffin: TOMM40 Antibody [NBP3-13293] - TOMM40 antibody detects TOMM40 protein at mitochondria by immunohistochemical analysis. Sample: Paraffin-embedded mouse duodenum. TOMM40 stained by TOMM40 antibody (NBP3-13293) diluted at 1:2000. Antigen Retrieval: Citrate buffer, pH 6.0, 15 min





### **Novus Biologicals USA**

10730 E. Briarwood Avenue  
Centennial, CO 80112  
USA  
Phone: 303.730.1950  
Toll Free: 1.888.506.6887  
Fax: 303.730.1966  
nb-customerservice@bio-techne.com

### **Bio-Techne Canada**

21 Canmotor Ave  
Toronto, ON M8Z 4E6  
Canada  
Phone: 905.827.6400  
Toll Free: 855.668.8722  
Fax: 905.827.6402  
canada.inquires@bio-techne.com

### **Bio-Techne Ltd**

19 Barton Lane  
Abingdon Science Park  
Abingdon, OX14 3NB, United Kingdom  
Phone: (44) (0) 1235 529449  
Free Phone: 0800 37 34 15  
Fax: (44) (0) 1235 533420  
info.EMEA@bio-techne.com

### **General Contact Information**

[www.novusbio.com](http://www.novusbio.com)  
Technical Support: nb-technical@bio-techne.com  
Orders: nb-customerservice@bio-techne.com  
General: novus@novusbio.com

### **Products Related to NBP3-13293**

---

|               |                                                     |
|---------------|-----------------------------------------------------|
| HAF008        | Goat anti-Rabbit IgG Secondary Antibody [HRP]       |
| NB7160        | Goat anti-Rabbit IgG (H+L) Secondary Antibody [HRP] |
| NBP2-24891    | Rabbit IgG Isotype Control                          |
| NBP2-38289PEP | TOMM40 Recombinant Protein Antigen                  |

---

### **Limitations**

This product is for research use only and is not approved for use in humans or in clinical diagnosis. Primary Antibodies are guaranteed for 1 year from date of receipt.

For more information on our 100% guarantee, please visit [www.novusbio.com/guarantee](http://www.novusbio.com/guarantee)

Earn gift cards/discounts by submitting a review: [www.novusbio.com/reviews/submit/NBP3-13293](http://www.novusbio.com/reviews/submit/NBP3-13293)

Earn gift cards/discounts by submitting a publication using this product:  
[www.novusbio.com/publications](http://www.novusbio.com/publications)

