

# Product Datasheet

## Zika virus (H/PF/2013) NS1 Antibody - BSA Free NBP3-13204

Unit Size: 100 ul

Store at 4C short term. Aliquot and store at -20C long term. Avoid freeze-thaw cycles.

[www.novusbio.com](http://www.novusbio.com)



[technical@novusbio.com](mailto:technical@novusbio.com)

Protocols, Publications, Related Products, Reviews, Research Tools and Images at:  
[www.novusbio.com/NBP3-13204](http://www.novusbio.com/NBP3-13204)

Updated 3/3/2025 v.20.1

Earn rewards for product  
reviews and publications.

Submit a publication at [www.novusbio.com/publications](http://www.novusbio.com/publications)

Submit a review at [www.novusbio.com/reviews/destination/NBP3-13204](http://www.novusbio.com/reviews/destination/NBP3-13204)



**NBP3-13204**

Zika virus (H/PF/2013) NS1 Antibody - BSA Free

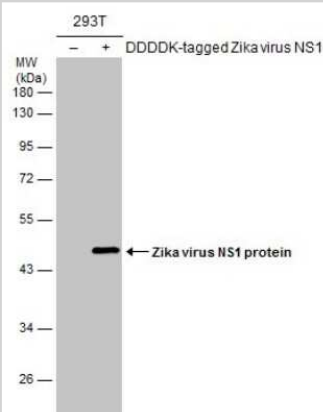
Product Information	
Unit Size	100 ul
Concentration	Concentrations vary lot to lot. See vial label for concentration. If unlisted please contact technical services.
Storage	Store at 4C short term. Aliquot and store at -20C long term. Avoid freeze-thaw cycles.
Clonality	Polyclonal
Preservative	0.025% Proclin 300
Isotype	IgG
Purity	Antigen Affinity-purified
Buffer	PBS (pH 7), 20% Glycerol

Product Description	
Description	Centrifuge briefly prior to opening.
Host	Rabbit
Species	Virus
Reactivity Notes	Zika virus
Immunogen	Recombinant protein encompassing a sequence within the C-terminus region of Zika virus (H/PF/2013) NS1 (Zika virus (strain H/PF/2013)). The exact sequence is proprietary.

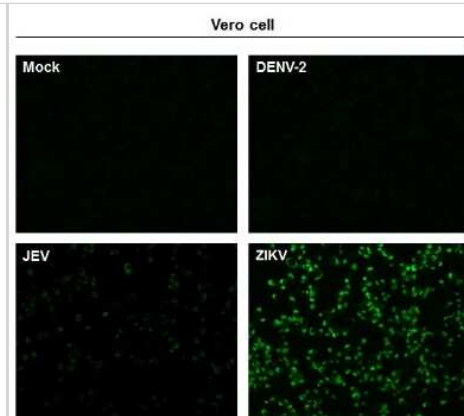
Product Application Details	
Applications	Western Blot, ELISA, Immunocytochemistry/ Immunofluorescence, Sandwich ELISA
Recommended Dilutions	Western Blot, ELISA 1:1000-1:10000, Immunocytochemistry/ Immunofluorescence, Sandwich ELISA

**Images**

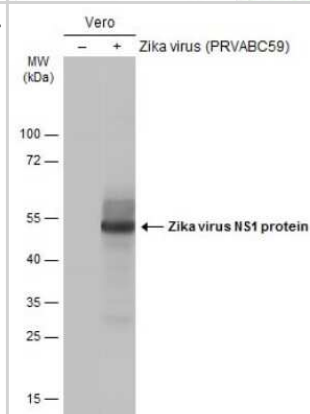
Western Blot: Zika virus (H/PF/2013) NS1 Antibody [NBP3-13204] - Non-transfected (-) and transfected (+) 293T whole cell extracts (30 ug) were separated by 10% SDS-PAGE, and the membrane was blotted with Zika virus (H/PF/2013) NS1 antibody (NBP3-13204) diluted at 1:10000. The HRP-conjugated anti-rabbit IgG antibody (NBP2-19301) was used to detect the primary antibody.



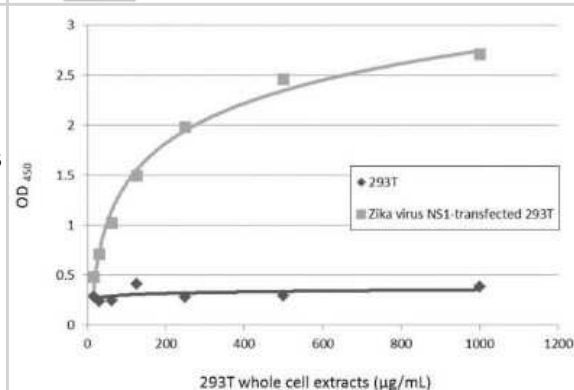
Immunocytochemistry/Immunofluorescence: Zika virus (H/PF/2013) NS1 Antibody [NBP3-13204] - Immunofluorescent analysis of non-infected and infected vero cells using Zika virus (H/PF/2013) NS1 antibody (NBP3-13204). Green: Zika virus (H/PF/2013) NS1 antibody (NBP3-13204) diluted at 1:500.



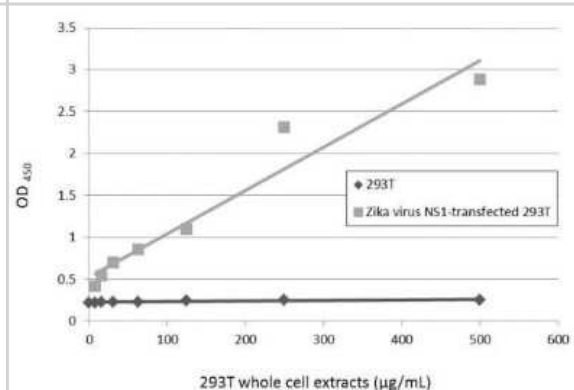
Western Blot: Zika virus (H/PF/2013) NS1 Antibody [NBP3-13204] - Non-infected (-) and infected (+) Vero whole cell extracts were separated by gradient gel, and the membrane was blotted with Zika virus (H/PF/2013) NS1 antibody (NBP3-13204) diluted at 1:2500.



Sandwich ELISA: Zika virus (H/PF/2013) NS1 Antibody [NBP3-13204] - Sandwich ELISA detection of non-transfected and transfected 293T whole cell extracts using NBP3-13204 as capture antibody at concentration of 5 ug/mL and NBP3-13589 as detection antibody at concentration of 1 ug/mL. Mouse IgG antibody (HRP) (NBP2-19382) was diluted at 1:10000 and used to detect the primary antibody.



Sandwich ELISA: Zika virus (H/PF/2013) NS1 Antibody [NBP3-13204] - Sandwich ELISA detection of non-transfected and transfected 293T whole cell extracts using NBP3-13589 as capture antibody at concentration of 5 ug/mL and NBP3-13204 as detection antibody at concentration of 1 ug/mL. Rabbit IgG antibody (HRP) (NBP2-19301) was diluted at 1:10000 and used to detect the primary antibody.





### **Novus Biologicals USA**

10730 E. Briarwood Avenue  
Centennial, CO 80112  
USA  
Phone: 303.730.1950  
Toll Free: 1.888.506.6887  
Fax: 303.730.1966  
nb-customerservice@bio-techne.com

### **Bio-Techne Canada**

21 Canmotor Ave  
Toronto, ON M8Z 4E6  
Canada  
Phone: 905.827.6400  
Toll Free: 855.668.8722  
Fax: 905.827.6402  
canada.inquires@bio-techne.com

### **Bio-Techne Ltd**

19 Barton Lane  
Abingdon Science Park  
Abingdon, OX14 3NB, United Kingdom  
Phone: (44) (0) 1235 529449  
Free Phone: 0800 37 34 15  
Fax: (44) (0) 1235 533420  
info.EMEA@bio-techne.com

### **General Contact Information**

www.novusbio.com  
Technical Support: nb-technical@bio-techne.com  
Orders: nb-customerservice@bio-techne.com  
General: novus@novusbio.com

### **Products Related to NBP3-13204**

---

HAF008	Goat anti-Rabbit IgG Secondary Antibody [HRP]
NB7160	Goat anti-Rabbit IgG (H+L) Secondary Antibody [HRP]
NBP2-24891	Rabbit IgG Isotype Control
9450-ZK-100	Zika virus (H/PF/2013) NS1 [Unconjugated]

---

### **Limitations**

This product is for research use only and is not approved for use in humans or in clinical diagnosis. Primary Antibodies are guaranteed for 1 year from date of receipt.

For more information on our 100% guarantee, please visit [www.novusbio.com/guarantee](http://www.novusbio.com/guarantee)

Earn gift cards/discounts by submitting a review: [www.novusbio.com/reviews/submit/NBP3-13204](http://www.novusbio.com/reviews/submit/NBP3-13204)

Earn gift cards/discounts by submitting a publication using this product:  
[www.novusbio.com/publications](http://www.novusbio.com/publications)

