

Product Datasheet

SLC35E4 Antibody NBP3-12349

Unit Size: 100 ug

Store at 4C short term. Store at -20C long term. Avoid freeze-thaw cycles.

www.novusbio.com



technical@novusbio.com

Protocols, Publications, Related Products, Reviews, Research Tools and Images at:
www.novusbio.com/NBP3-12349

Updated 3/8/2022 v.20.1

Earn rewards for product
reviews and publications.

Submit a publication at www.novusbio.com/publications

Submit a review at www.novusbio.com/reviews/destination/NBP3-12349



NBP3-12349**SLC35E4 Antibody**

Product Information	
Unit Size	100 ug
Concentration	Please see the vial label for concentration. If unlisted please contact technical services.
Storage	Store at 4C short term. Store at -20C long term. Avoid freeze-thaw cycles.
Clonality	Polyclonal
Preservative	0.02% Sodium Azide
Purity	Affinity purified
Buffer	Contains Tris, HCl/glycine buffer (pH 7.4-7.8), 30% glycerol, 0.5% BSA, along with cryo-protective agents, and HEPES (exact storage and stabilization buffer information is proprietary).


Product Description	
Host	Rabbit
Gene ID	339665
Gene Symbol	SLC35E4
Species	Human, Mouse, Rat, Primate
Immunogen	Synthetic peptide taken within amino acid region 170-200 on Slc35E4 protein.

Product Application Details	
Applications	Western Blot, ELISA, Immunohistochemistry, Immunohistochemistry-Paraffin, Immunoprecipitation
Recommended Dilutions	Western Blot 1:500, ELISA 1:10000, Immunohistochemistry 1:100, Immunoprecipitation 1:200, Immunohistochemistry-Paraffin 1:100

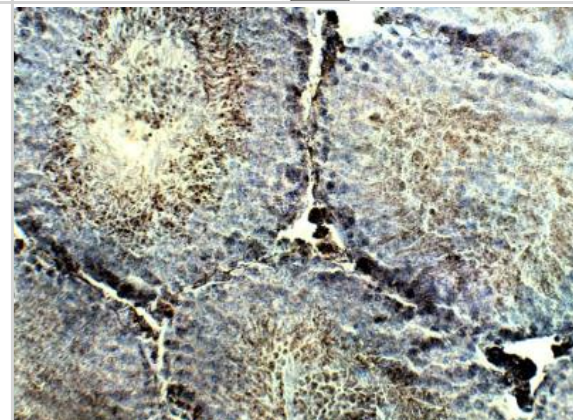


Images

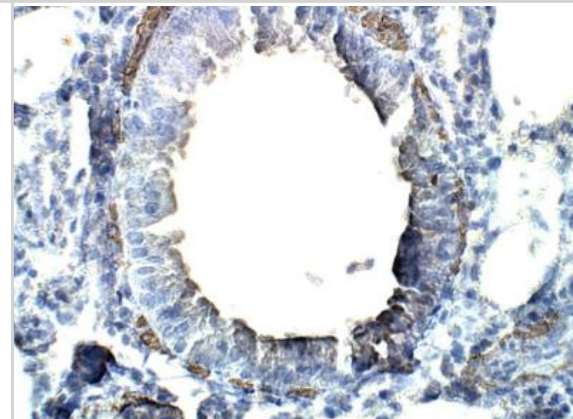
Western Blot: SLC35E4 Antibody [NBP3-12349] - 1:500 antibody dilution in DiluObuffer. Apparent MW is 40 KDa.



Immunohistochemistry-Paraffin: SLC35E4 Antibody [NBP3-12349] - Rat Testis. 1:100 dilution in IHC blocking buffer. DAB (brown) staining and Hematoxylin QS (blue) counterstain. 40X magnification.



Immunohistochemistry-Paraffin: SLC35E4 Antibody [NBP3-12349] - Mouse Lung. 1:100 dilution in IHC blocking buffer. DAB (brown) staining and Hematoxylin QS (blue) counterstain. 40X magnification.





Novus Biologicals USA

10730 E. Briarwood Avenue
Centennial, CO 80112
USA
Phone: 303.730.1950
Toll Free: 1.888.506.6887
Fax: 303.730.1966
novus@novusbio.com

Bio-Techne Canada

21 Canmotor Ave
Toronto, ON M8Z 4E6
Canada
Phone: 905.827.6400
Toll Free: 855.668.8722
Fax: 905.827.6402
canada.inquires@bio-techne.com

Bio-Techne Ltd

19 Barton Lane
Abingdon Science Park
Abingdon, OX14 3NB, United Kingdom
Phone: (44) (0) 1235 529449
Free Phone: 0800 37 34 15
Fax: (44) (0) 1235 533420
info.EMEA@bio-techne.com

General Contact Information

www.novusbio.com
Technical Support: technical@novusbio.com
Orders: orders@novusbio.com
General: novus@novusbio.com

Products Related to NBP3-12349

HAF008	Goat anti-Rabbit IgG Secondary Antibody [HRP (Horseradish Peroxidase)]
NB7156	Goat anti-Rabbit IgG (H+L) Secondary Antibody
H00339665-P01-2ug	Recombinant Human SLC35E4 GST (N-Term) Protein
NBL1-16128	SLC35E4 Overexpression Lysate

Limitations

This product is for research use only and is not approved for use in humans or in clinical diagnosis. Primary Antibodies are guaranteed for 1 year from date of receipt.

For more information on our 100% guarantee, please visit www.novusbio.com/guarantee

Earn gift cards/discounts by submitting a review: www.novusbio.com/reviews/submit/NBP3-12349

Earn gift cards/discounts by submitting a publication using this product:
www.novusbio.com/publications

