

Product Datasheet

LAG-3 Antibody Pack NBP3-11743

Unit Size: 4 Vials

Storage is content dependent.

www.novusbio.com



technical@novusbio.com

Protocols, Publications, Related Products, Reviews, Research Tools and Images at:
www.novusbio.com/NBP3-11743

Updated 8/21/2023 v.20.1

Earn rewards for product
reviews and publications.

Submit a publication at www.novusbio.com/publications

Submit a review at www.novusbio.com/reviews/destination/NBP3-11743



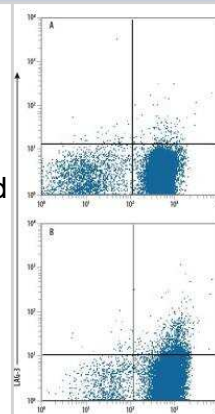
NBP3-11743**LAG-3 Antibody Pack**

| Product Information | |
|------------------------------------|---|
| Unit Size | 4 Vials |
| Concentration | Concentration of individual antibodies may be found on the vial label. If unlisted please contact technical services. |
| Storage | Storage is content dependent. |
| Clonality | Monoclonal |
| Buffer | See individual datasheets |
| Product Description | |
| Description | This pack contains 1 vial each of: NBP1-97657SS (25 ug); MAB23193-SP (25 ug); MAB23195-SP (25 ug) |
| Gene ID | 3902 |
| Gene Symbol | LAG3 |
| Species | Human |
| Reactivity Notes | See individual datasheets of components for their validated species |
| Specificity/Sensitivity | Please see each vial's data sheet for specificity information specific to each product. |
| Immunogen | See individual datasheets |
| Kit Components | NBP1-97657SS, MAB23193-SP, MAB23195-SP, HAF007: Goat anti-Mouse IgG Secondary Antibody [HRP] |
| Product Application Details | |
| Applications | Western Blot, Flow Cytometry, Immunohistochemistry |
| Recommended Dilutions | Western Blot, Flow Cytometry, Immunohistochemistry |
| Application Notes | See individual datasheets of components for their validated applications |

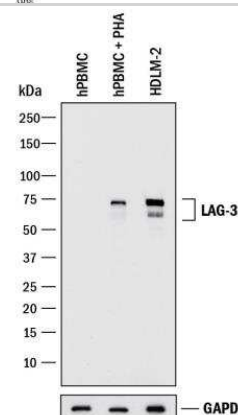


Images

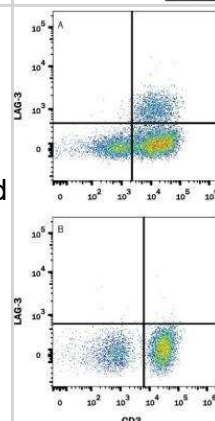
Flow Cytometry: LAG-3 Antibody Pack [NBP3-11743] - Human peripheral blood mononuclear cells (PBMCs) were either untreated (top panel) or treated with with 5 ug/mL PHA (bottom panel) for 5 days. PBMCs were stained with Mouse Anti-Human LAG-3 Monoclonal Antibody (Catalog # MAB23193) followed by Allophycocyanin-conjugated Anti-Mouse IgG Secondary Antibody (Catalog # F0101B) and Mouse Anti-Human CD3 epsilon APC-conjugated Monoclonal Antibody (Catalog # FAB100A). Quadrant markers were set based on isotype control antibody staining (Catalog # MAB002) (data not shown).



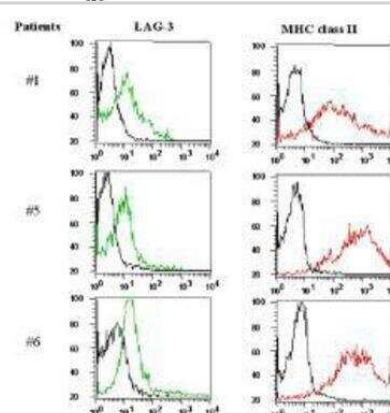
Western Blot: LAG-3 Antibody Pack [NBP3-11743] - Western blot shows lysates of human peripheral blood mononuclear cells (PBMC) untreated or treated (+) with 1 ug/mL PHA for 5 days and HDLM-2 human Hodgkin's lymphoma cell line. PVDF membrane was probed with 2 ug/mL of Mouse Anti-Human LAG-3 Monoclonal Antibody (Catalog # MAB23193) followed by HRP-conjugated Anti-Mouse IgG Secondary Antibody (Catalog # HAF018). Specific bands were detected for LAG-3 at approximately 60-75 kDa (as indicated). GAPDH (Catalog # MAB5718) is shown as a loading control.



Flow Cytometry: LAG-3 Antibody Pack [NBP3-11743] - Human peripheral blood mononuclear cells (PBMCs) were either untreated (bottom panel) or treated with with 5 ug/mL PHA (top panel) for 5 days. PBMCs were stained with Mouse Anti-Human LAG-3 Monoclonal Antibody (Catalog # MAB23195) followed by Allophycocyanin-conjugated Anti-Mouse IgG Secondary Antibody (Catalog # F0101B) and Mouse Anti-Human CD3 epsilon PE-conjugated Monoclonal Antibody (Catalog # FAB100P). Quadrant markers were set based on isotype control antibody staining (Catalog # MAB003) (data not shown).



Flow Cytometry: LAG-3 Antibody Pack [NBP3-11743] - Analysis using the FITC conjugate of NBP1-97657. Tumor infiltrating lymphocytes (TILs) express LAG-3 (detected using LAG-3 (human), mAb (17B4)).





Novus Biologicals USA

10730 E. Briarwood Avenue
Centennial, CO 80112
USA
Phone: 303.730.1950
Toll Free: 1.888.506.6887
Fax: 303.730.1966
nb-customerservice@bio-techne.com

Bio-Techne Canada

21 Canmotor Ave
Toronto, ON M8Z 4E6
Canada
Phone: 905.827.6400
Toll Free: 855.668.8722
Fax: 905.827.6402
canada.inquires@bio-techne.com

Bio-Techne Ltd

19 Barton Lane
Abingdon Science Park
Abingdon, OX14 3NB, United Kingdom
Phone: (44) (0) 1235 529449
Free Phone: 0800 37 34 15
Fax: (44) (0) 1235 533420
info.EMEA@bio-techne.com

General Contact Information

www.novusbio.com
Technical Support: nb-technical@bio-techne.com
Orders: nb-customerservice@bio-techne.com
General: novus@novusbio.com

Products Related to NBP3-11743

| | |
|----------------|-----------------------------------|
| NBP1-85781PEP | LAG-3 Recombinant Protein Antigen |
| 210-TA-005 | TNF-alpha [Unconjugated] |
| AF2319 | LAG-3 Antibody [Unconjugated] |
| 6507-IL-010/CF | IL-4 [Unconjugated] |

Limitations

This product is for research use only and is not approved for use in humans or in clinical diagnosis. Antibody Packs are guaranteed for 1 year from date of receipt.

For more information on our 100% guarantee, please visit www.novusbio.com/guarantee

Earn gift cards/discounts by submitting a review: www.novusbio.com/reviews/submit/NBP3-11743

Earn gift cards/discounts by submitting a publication using this product:
www.novusbio.com/publications

