

Product Datasheet

Annexin A1 Antibody (RM424)

NBP3-09177-100ul

Unit Size: 100 ul

Store at -20C.

www.novusbio.com



technical@novusbio.com

Protocols, Publications, Related Products, Reviews, Research Tools and Images at:
www.novusbio.com/NBP3-09177

Updated 8/27/2023 v.20.1

Earn rewards for product
reviews and publications.

Submit a publication at www.novusbio.com/publications

Submit a review at www.novusbio.com/reviews/destination/NBP3-09177



NBP3-09177-100ul


Annexin A1 Antibody (RM424)

Product Information	
Unit Size	100 ul
Concentration	Please see the vial label for concentration. If unlisted please contact technical services.
Storage	Store at -20C.
Clonality	Monoclonal
Clone	RM424
Preservative	0.09% Sodium Azide
Isotype	IgG
Purity	Protein A purified
Buffer	50% Glycerol/PBS, 1% BSA
Product Description	
Host	Rabbit
Gene ID	301
Gene Symbol	ANXA1
Species	Human
Immunogen	A peptide corresponding to the N-terminus of human Annexin A1
Product Application Details	
Applications	Western Blot, Immunohistochemistry, Immunohistochemistry-Paraffin
Recommended Dilutions	Western Blot 1:1000 - 1:2000, Immunohistochemistry 1:100-1:200, Immunohistochemistry-Paraffin 1:100-1:200

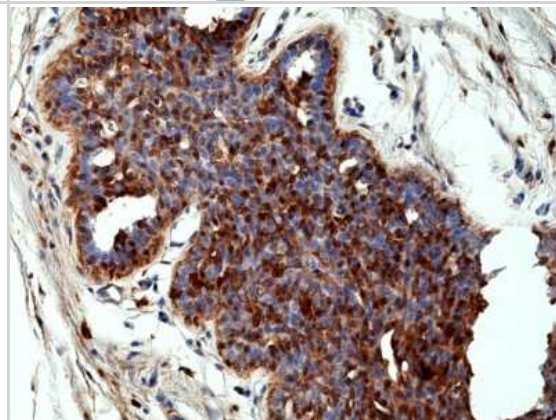


Images

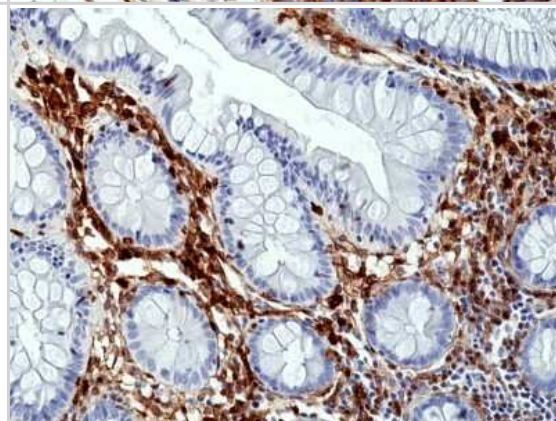
Western Blot: Annexin A1 Antibody (RM424) [NBP3-09177] - Western Blot of K562 cell lysate using NBP3-09117 at a 1:2000 dilution.



Immunohistochemistry-Paraffin: Annexin A1 Antibody (RM424) [NBP3-09177] - Immunohistochemical staining of formalin fixed and paraffin embedded human breast cancer tissue section using NBP3-09176 at a 1:100 dilution.



Immunohistochemistry-Paraffin: Annexin A1 Antibody (RM424) [NBP3-09177] - Immunohistochemical staining of formalin fixed and paraffin embedded human colon tissue section using NBP3-09176 at a 1:100 dilution.





Novus Biologicals USA

10730 E. Briarwood Avenue
Centennial, CO 80112
USA
Phone: 303.730.1950
Toll Free: 1.888.506.6887
Fax: 303.730.1966
nb-customerservice@bio-techne.com

Bio-Techne Canada

21 Canmotor Ave
Toronto, ON M8Z 4E6
Canada
Phone: 905.827.6400
Toll Free: 855.668.8722
Fax: 905.827.6402
canada.inquires@bio-techne.com

Bio-Techne Ltd

19 Barton Lane
Abingdon Science Park
Abingdon, OX14 3NB, United Kingdom
Phone: (44) (0) 1235 529449
Free Phone: 0800 37 34 15
Fax: (44) (0) 1235 533420
info.EMEA@bio-techne.com

General Contact Information

www.novusbio.com
Technical Support: nb-technical@bio-techne.com
Orders: nb-customerservice@bio-techne.com
General: novus@novusbio.com

Products Related to NBP3-09177-100ul

HAF008	Goat anti-Rabbit IgG Secondary Antibody [HRP]
NB7160	Goat anti-Rabbit IgG (H+L) Secondary Antibody [HRP]
NBP2-24891	Rabbit IgG Isotype Control
NBP2-52001-0.1mg	Recombinant Mouse Annexin A1 His Protein

Limitations

This product is for research use only and is not approved for use in humans or in clinical diagnosis. Primary Antibodies are guaranteed for 1 year from date of receipt.

For more information on our 100% guarantee, please visit www.novusbio.com/guarantee

Earn gift cards/discounts by submitting a review: www.novusbio.com/reviews/submit/NBP3-09177

Earn gift cards/discounts by submitting a publication using this product:
www.novusbio.com/publications

