

Product Datasheet

MTAP Antibody (MTAP/3137R) - Azide and BSA Free NBP3-08965

Unit Size: 100 ug

Store at -20 to -80C. Avoid freeze-thaw cycles.

www.novusbio.com



technical@novusbio.com

Protocols, Publications, Related Products, Reviews, Research Tools and Images at:
www.novusbio.com/NBP3-08965

Updated 7/16/2024 v.20.1

Earn rewards for product
reviews and publications.

Submit a publication at www.novusbio.com/publications

Submit a review at www.novusbio.com/reviews/destination/NBP3-08965



NBP3-08965

MTAP Antibody (MTAP/3137R) - Azide and BSA Free

Product Information	
Unit Size	100 ug
Concentration	1 mg/ml
Storage	Store at -20 to -80C. Avoid freeze-thaw cycles.
Clonality	Monoclonal
Clone	MTAP/3137R
Preservative	No Preservative
Isotype	IgG
Purity	Protein A or G purified
Buffer	10 mM PBS
Target Molecular Weight	31 kDa

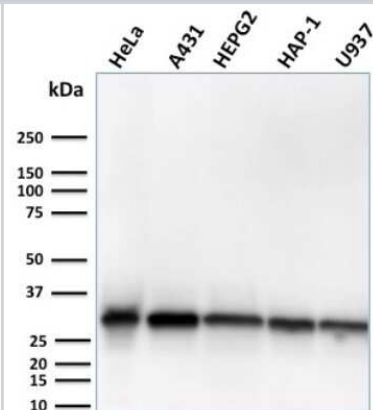
Product Description	
Description	1.0 mg/ml of antibody purified from Bioreactor Concentrate by Protein A/G. Prepared in 10mM PBS WITHOUT BSA & azide. Also available at 200 ug/ml WITH BSA & azide (NBP3-07220). Antibody with azide - store at 2 to 8C. Antibody without azide - store at -20 to -80C.
Host	Rabbit
Gene ID	4507
Gene Symbol	MTAP
Species	Human
Marker	Tumor Suppressor Marker
Specificity/Sensitivity	Recognizes a protein of 31kDa, which is identified as MTAP (5'-deoxy-5'-methylthioadenosine phosphorylase). It catalyzes the reversible phosphorolysis of methylthioadenosine, which is important in polyamine metabolism and for the salvage of adenine and methionine. The gene encoding MTAP is linked to the tumor suppressor gene, p16INK4A. Deficient levels of MTAP can occur in cancers primarily through co-deletion of the MTAP gene and the p16INK4A gene. Cells expressing MTAP and possessing adenine salvage pathway activity may be less susceptible to malignancy due to growth-inhibitory actions of agents (e.g. antifolates), whose mechanism of action, in part, involves this de novo purine pathway.
Immunogen	Recombinant human MTAP protein fragment (aa97-196) (exact sequence is proprietary) (Uniprot: Q13126)

Product Application Details	
Applications	Western Blot, ELISA, Immunohistochemistry-Paraffin
Recommended Dilutions	Western Blot 1-2 ug/ml, ELISA 2-4 ug/ml, Immunohistochemistry-Paraffin 1-2 ug/ml
Application Notes	ELISA: Use antibody at 2-4ug/ml. For coating, order antibody without BSA

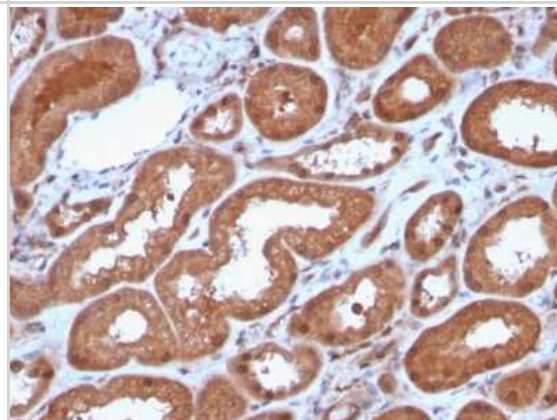


Images

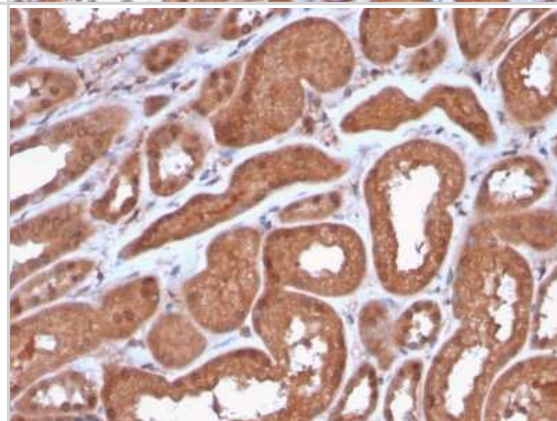
Western Blot: MTAP Antibody (MTAP/3137R) - Azide and BSA Free [NBP3-08965] - Western Blot Analysis of human HeLa, A431, HepG2, HAP1, U937 cell lysates using MTAP Recombinant Rabbit Monoclonal Antibody (MTAP/3137R).



Immunohistochemistry-Paraffin: MTAP Antibody (MTAP/3137R) - Azide and BSA Free [NBP3-08965] - Formalin-fixed, paraffin-embedded human Kidney stained with MTAP Recombinant Rabbit Monoclonal Antibody (MTAP/3137R).



Immunohistochemistry-Paraffin: MTAP Antibody (MTAP/3137R) - Azide and BSA Free [NBP3-08965] - Formalin-fixed, paraffin-embedded human Kidney stained with MTAP Recombinant Rabbit Monoclonal Antibody (MTAP/3137R).





Novus Biologicals USA

10730 E. Briarwood Avenue
Centennial, CO 80112
USA
Phone: 303.730.1950
Toll Free: 1.888.506.6887
Fax: 303.730.1966
nb-customerservice@bio-techne.com

Bio-Techne Canada

21 Canmotor Ave
Toronto, ON M8Z 4E6
Canada
Phone: 905.827.6400
Toll Free: 855.668.8722
Fax: 905.827.6402
canada.inquires@bio-techne.com

Bio-Techne Ltd

19 Barton Lane
Abingdon Science Park
Abingdon, OX14 3NB, United Kingdom
Phone: (44) (0) 1235 529449
Free Phone: 0800 37 34 15
Fax: (44) (0) 1235 533420
info.EMEA@bio-techne.com

General Contact Information

www.novusbio.com
Technical Support: nb-technical@bio-techne.com
Orders: nb-customerservice@bio-techne.com
General: novus@novusbio.com

Products Related to NBP3-08965

HAF008	Goat anti-Rabbit IgG Secondary Antibody [HRP]
NB7160	Goat anti-Rabbit IgG (H+L) Secondary Antibody [HRP]
NBP2-24891	Rabbit IgG Isotype Control
NBP2-56796PEP	MTAP Recombinant Protein Antigen

Limitations

This product is for research use only and is not approved for use in humans or in clinical diagnosis. Primary Antibodies are guaranteed for 1 year from date of receipt.

For more information on our 100% guarantee, please visit www.novusbio.com/guarantee

Earn gift cards/discounts by submitting a review: www.novusbio.com/reviews/submit/NBP3-08965

Earn gift cards/discounts by submitting a publication using this product:
www.novusbio.com/publications

