

Product Datasheet

Alkaline Phosphatase/ALPP Antibody (ALPP/2899R) - Azide and BSA Free NBP3-08817

Unit Size: 100 ug

Store at -20 to -80C. Avoid freeze-thaw cycles.

www.novusbio.com



technical@novusbio.com

Protocols, Publications, Related Products, Reviews, Research Tools and Images at:
www.novusbio.com/NBP3-08817

Updated 7/16/2024 v.20.1

Earn rewards for product
reviews and publications.

Submit a publication at www.novusbio.com/publications

Submit a review at www.novusbio.com/reviews/destination/NBP3-08817



NBP3-08817

Alkaline Phosphatase/ALPP Antibody (ALPP/2899R) - Azide and BSA Free

Product Information	
Unit Size	100 ug
Concentration	1 mg/ml
Storage	Store at -20 to -80C. Avoid freeze-thaw cycles.
Clonality	Monoclonal
Clone	ALPP/2899R
Preservative	No Preservative
Isotype	IgG
Purity	Protein A or G purified
Buffer	10 mM PBS
Target Molecular Weight	70 kDa


Product Description	
Description	1.0 mg/ml of antibody purified from Bioreactor Concentrate by Protein A/G. Prepared in 10mM PBS WITHOUT BSA & azide. Also available at 200 ug/ml WITH BSA & azide (NBP3-07800). Antibody with azide - store at 2 to 8C. Antibody without azide - store at -20 to -80C.
Host	Rabbit
Gene ID	250
Gene Symbol	ALPP
Species	Human
Marker	Germ Cell Tumor Marker
Specificity/Sensitivity	Reacts with a 70kDa membrane-bound isozyme (Regan and Nagao type) of Placental Alkaline Phosphatase (PLAP) occurring in the placenta during the 3rd trimester of gestation. It is highly specific for PLAP and shows no cross-reaction with other isozymes of alkaline phosphatase. Anti-PLAP reacts with germ cell tumors and can discriminate between these and other neoplasms. Somatic neoplasms e.g. breast, gastrointestinal, prostatic, and urinary cancers may also immunoreact with antibodies to PLAP. Anti-PLAP positivity in conjunction with anti-keratin negativity favors seminoma over carcinoma. Germ cell tumors are usually anti-keratin positive, but they regularly fail to stain with anti-EMA, whereas most carcinomas stain with anti-EMA. Anti-PLAP has been useful in the diagnosis of gestational trophoblastic disease.
Immunogen	Recombinant full-length human Alkaline Phosphatase/ALPP protein (Uniprot: P05187)

Product Application Details	
Applications	Western Blot, Immunohistochemistry-Paraffin
Recommended Dilutions	Western Blot 1-2 ug/ml, Immunohistochemistry-Paraffin 0.25-0.5 ug/ml
Application Notes	Immunohistochemistry Formalin-fixed: 0.25-0.5ug/ml for 30 minutes at RT. No special pretreatment is required for the immunohistochemical staining of formalin-fixed tissues

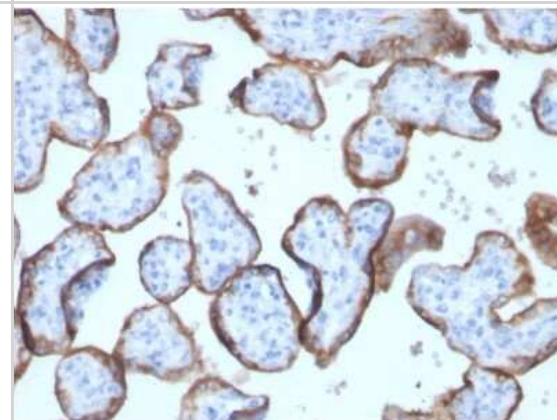


Images

Western Blot: Alkaline Phosphatase/ALPP Antibody (ALPP/2899R) - Azide and BSA Free [NBP3-08817] - Western Blot Analysis of JEG-3 cell lysate using Alkaline Phosphatase/ALPP Rabbit Recombinant Monoclonal Antibody (ALPP/2899R).



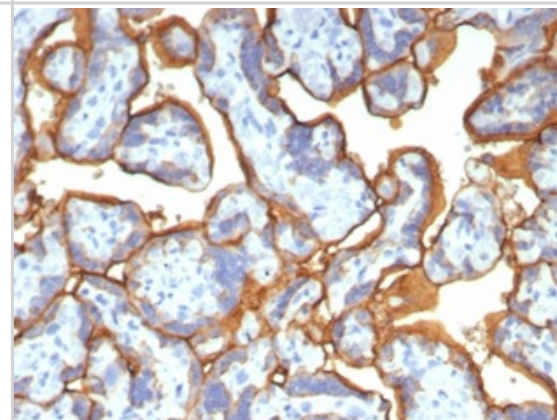
Immunohistochemistry-Paraffin: Alkaline Phosphatase/ALPP Antibody (ALPP/2899R) - Azide and BSA Free [NBP3-08817] - Formalin-fixed, paraffin-embedded human placenta stained with Alkaline Phosphatase/ALPP Rabbit Recombinant Monoclonal Antibody (ALPP/2899R).



Formalin-fixed, paraffin-embedded human placenta stained with Alkaline Phosphatase/ALPP antibody (ALPP/2899R). Inset: PBS instead of primary antibody; secondary only negative control.



Formalin-fixed, paraffin-embedded human placenta stained with Alkaline Phosphatase/ALPP antibody (ALPP/2899R). HIER: Tris/EDTA, pH9.0, 45min. Secondary: HRP-polymer, 30min. DAB, 5min.





Novus Biologicals USA

10730 E. Briarwood Avenue
Centennial, CO 80112
USA
Phone: 303.730.1950
Toll Free: 1.888.506.6887
Fax: 303.730.1966
nb-customerservice@bio-techne.com

Bio-Techne Canada

21 Canmotor Ave
Toronto, ON M8Z 4E6
Canada
Phone: 905.827.6400
Toll Free: 855.668.8722
Fax: 905.827.6402
canada.inquires@bio-techne.com

Bio-Techne Ltd

19 Barton Lane
Abingdon Science Park
Abingdon, OX14 3NB, United Kingdom
Phone: (44) (0) 1235 529449
Free Phone: 0800 37 34 15
Fax: (44) (0) 1235 533420
info.EMEA@bio-techne.com

General Contact Information

www.novusbio.com
Technical Support: nb-technical@bio-techne.com
Orders: nb-customerservice@bio-techne.com
General: novus@novusbio.com

Products Related to NBP3-08817

HAF008	Goat anti-Rabbit IgG Secondary Antibody [HRP]
NB7160	Goat anti-Rabbit IgG (H+L) Secondary Antibody [HRP]
NBP2-24891	Rabbit IgG Isotype Control
NBP2-34056PEP	Alkaline Phosphatase/ALPP Recombinant Protein Antigen

Limitations

This product is for research use only and is not approved for use in humans or in clinical diagnosis. Primary Antibodies are guaranteed for 1 year from date of receipt.

For more information on our 100% guarantee, please visit www.novusbio.com/guarantee

Earn gift cards/discounts by submitting a review: www.novusbio.com/reviews/submit/NBP3-08817

Earn gift cards/discounts by submitting a publication using this product:
www.novusbio.com/publications

