

Product Datasheet

Annexin A1 Antibody (ANXA1/3869R) - Azide and BSA Free NBP3-08709

Unit Size: 100 ug

Store at -20 to -80C. Avoid freeze-thaw cycles.

www.novusbio.com



technical@novusbio.com

Protocols, Publications, Related Products, Reviews, Research Tools and Images at:
www.novusbio.com/NBP3-08709

Updated 7/16/2024 v.20.1

Earn rewards for product
reviews and publications.

Submit a publication at www.novusbio.com/publications

Submit a review at www.novusbio.com/reviews/destination/NBP3-08709



NBP3-08709

Annexin A1 Antibody (ANXA1/3869R) - Azide and BSA Free

Product Information	
Unit Size	100 ug
Concentration	1 mg/ml
Storage	Store at -20 to -80C. Avoid freeze-thaw cycles.
Clonality	Monoclonal
Clone	ANXA1/3869R
Preservative	No Preservative
Isotype	IgG
Purity	Protein A or G purified
Buffer	10 mM PBS
Target Molecular Weight	38 kDa


Product Description	
Description	1.0 mg/ml of antibody purified from Bioreactor Concentrate by Protein A/G. Prepared in 10mM PBS WITHOUT BSA & azide. Also available at 200 ug/ml WITH BSA & azide (NBP3-07717). Antibody with azide - store at 2 to 8C. Antibody without azide - store at -20 to -80 C.
Host	Rabbit
Gene ID	301
Gene Symbol	ANXA1
Species	Human, Mouse
Marker	Hairy Cell Leukemia Marker
Immunogen	Recombinant full-length human Annexin A1 protein (Uniprot: P04083)

Product Application Details	
Applications	Western Blot, Immunohistochemistry-Paraffin
Recommended Dilutions	Western Blot 1-2 ug/ml, Immunohistochemistry-Paraffin 1-2 ug/ml
Application Notes	Immunohistochemistry Formalin-fixed: 1-2ug/ml for 30 minutes at RT. Staining of formalin-fixed tissues requires heating tissue sections in 10mM Tris with 1mM EDTA, pH 9.0, for 45 min at 95C followed by cooling at RT for 20 minutes. Optimal dilution for a specific application should be determined.

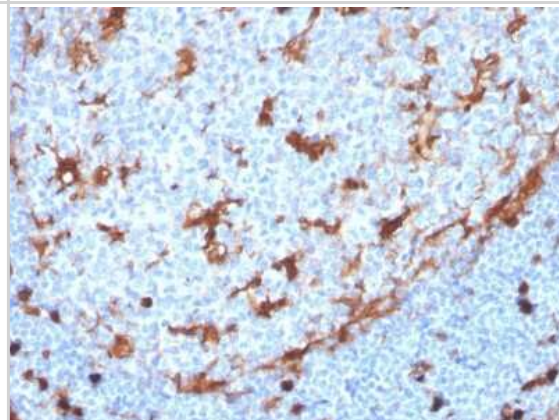


Images

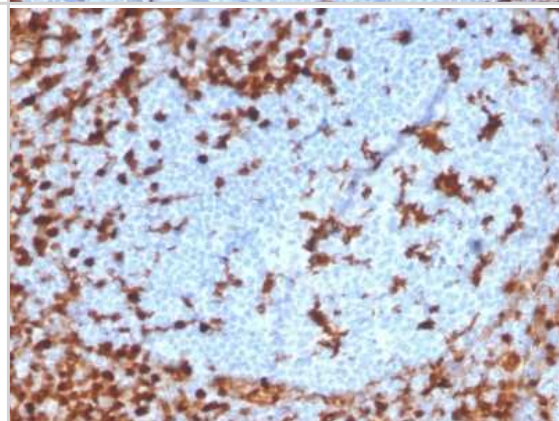
Western Blot: Annexin A1 Antibody (ANXA1/3869R) - Azide and BSA Free [NBP3-08709] - Western Blot Analysis of A549 cell lysate using Annexin A1 Recombinant Rabbit Monoclonal Antibody (ANXA1/3869R).



Immunohistochemistry-Paraffin: Annexin A1 Antibody (ANXA1/3869R) - Azide and BSA Free [NBP3-08709] - Formalin-fixed, paraffin-embedded human tonsil stained with Annexin A1 Recombinant Rabbit Monoclonal Antibody (ANXA1/3869R).



Immunohistochemistry-Paraffin: Annexin A1 Antibody (ANXA1/3869R) - Azide and BSA Free [NBP3-08709] - Formalin-fixed, paraffin-embedded human tonsil stained with Annexin A1 Recombinant Rabbit Monoclonal Antibody (ANXA1/3869R).





Novus Biologicals USA

10730 E. Briarwood Avenue
Centennial, CO 80112
USA
Phone: 303.730.1950
Toll Free: 1.888.506.6887
Fax: 303.730.1966
nb-customerservice@bio-techne.com

Bio-Techne Canada

21 Canmotor Ave
Toronto, ON M8Z 4E6
Canada
Phone: 905.827.6400
Toll Free: 855.668.8722
Fax: 905.827.6402
canada.inquires@bio-techne.com

Bio-Techne Ltd

19 Barton Lane
Abingdon Science Park
Abingdon, OX14 3NB, United Kingdom
Phone: (44) (0) 1235 529449
Free Phone: 0800 37 34 15
Fax: (44) (0) 1235 533420
info.EMEA@bio-techne.com

General Contact Information

www.novusbio.com
Technical Support: nb-technical@bio-techne.com
Orders: nb-customerservice@bio-techne.com
General: novus@novusbio.com

Products Related to NBP3-08709

HAF008	Goat anti-Rabbit IgG Secondary Antibody [HRP]
NB7160	Goat anti-Rabbit IgG (H+L) Secondary Antibody [HRP]
NBP2-24891	Rabbit IgG Isotype Control
NBP2-52001-0.1mg	Recombinant Mouse Annexin A1 His Protein

Limitations

This product is for research use only and is not approved for use in humans or in clinical diagnosis. Primary Antibodies are guaranteed for 1 year from date of receipt.

For more information on our 100% guarantee, please visit www.novusbio.com/guarantee

Earn gift cards/discounts by submitting a review: www.novusbio.com/reviews/submit/NBP3-08709

Earn gift cards/discounts by submitting a publication using this product:
www.novusbio.com/publications

