

Product Datasheet

AlphaB Crystallin/CRYAB Antibody (CL10765) - BSA Free NBP3-07986-100ul

Unit Size: 100 ul

Store at 4C short term. Aliquot and store at -20C long term. Avoid freeze-thaw cycles.

www.novusbio.com



technical@novusbio.com

Protocols, Publications, Related Products, Reviews, Research Tools and Images at:
www.novusbio.com/NBP3-07986

Updated 2/27/2025 v.20.1

Earn rewards for product
reviews and publications.

Submit a publication at www.novusbio.com/publications

Submit a review at www.novusbio.com/reviews/destination/NBP3-07986



NBP3-07986-100ul

AlphaB Crystallin/CRYAB Antibody (CL10765) - BSA Free

Product Information

Unit Size	100 ul
Concentration	Concentrations vary lot to lot. See vial label for concentration. If unlisted please contact technical services.
Storage	Store at 4C short term. Aliquot and store at -20C long term. Avoid freeze-thaw cycles.
Clonality	Monoclonal
Clone	CL10765
Preservative	0.02% Sodium Azide
Isotype	IgG1
Purity	Protein A purified
Buffer	PBS, pH 7.2, containing 40% glycerol

Product Description

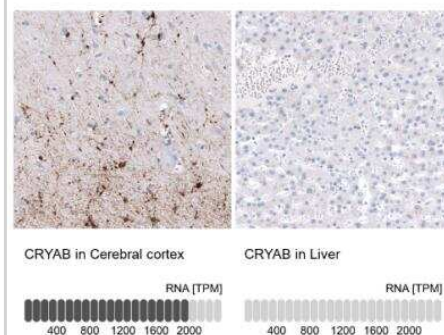
Host	Mouse
Gene ID	1410
Gene Symbol	CRYAB
Species	Human
Immunogen	This antibody was developed using a synthetic peptide derived from P02511, with the exact immunogen sequence remaining proprietary.

Product Application Details

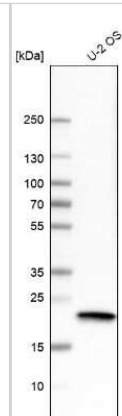
Applications	Western Blot, Immunohistochemistry, Immunohistochemistry-Paraffin
Recommended Dilutions	Western Blot 1 ug/ml, Immunohistochemistry 1:200 - 1:500, Immunohistochemistry-Paraffin 1:200 - 1:500
Application Notes	For IHC-Paraffin, HIER pH 6 retrieval is recommended.

Images

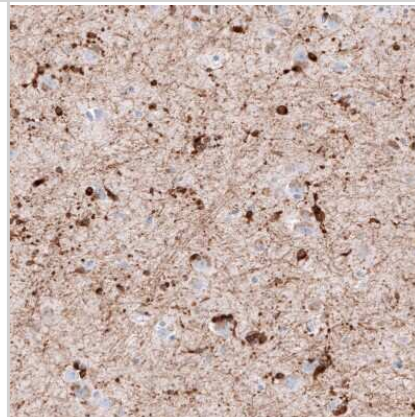
Immunohistochemistry-Paraffin: AlphaB Crystallin/CRYAB Antibody (CL10758) [NBP3-07986] - Analysis in human cerebral cortex and liver tissues using NBP3-07986 antibody. Corresponding CRYAB RNA-seq data are presented for the same tissues.



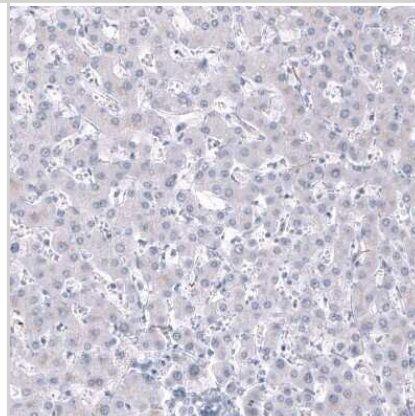
Western Blot: AlphaB Crystallin/CRYAB Antibody (CL10758) [NBP3-07986] - Analysis in human cell line U-2 OS.



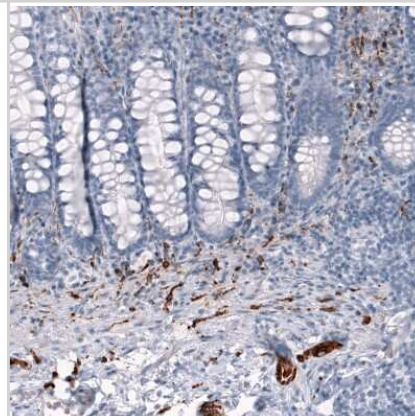
Immunohistochemistry-Paraffin: AlphaB Crystallin/CRYAB Antibody (CL10758) [NBP3-07986] - Staining of human cerebral cortex shows strong cytoplasmic positivity in oligodendrocytes.



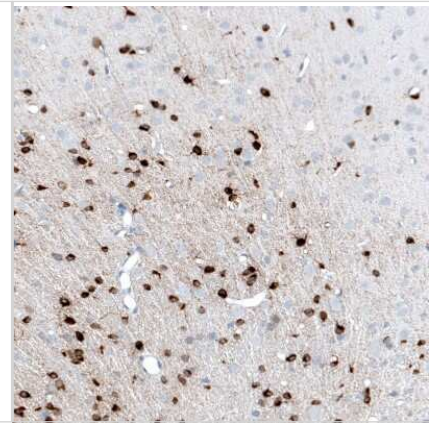
Immunohistochemistry-Paraffin: AlphaB Crystallin/CRYAB Antibody (CL10758) [NBP3-07986] - Staining of human liver shows no positivity in hepatocytes as expected.



Immunohistochemistry-Paraffin: AlphaB Crystallin/CRYAB Antibody (CL10758) [NBP3-07986] - Staining of human rectum shows strong cytoplasmic positivity in peripheral ganglia and nerves.



Immunohistochemistry-Paraffin: AlphaB Crystallin/CRYAB Antibody (CL10758) [NBP3-07986] - Staining of rat brain shows strong cytoplasmic positivity in oligodendrocytes.





Novus Biologicals USA

10730 E. Briarwood Avenue
Centennial, CO 80112
USA
Phone: 303.730.1950
Toll Free: 1.888.506.6887
Fax: 303.730.1966
nb-customerservice@bio-techne.com

Bio-Techne Canada

21 Canmotor Ave
Toronto, ON M8Z 4E6
Canada
Phone: 905.827.6400
Toll Free: 855.668.8722
Fax: 905.827.6402
canada.inquires@bio-techne.com

Bio-Techne Ltd

19 Barton Lane
Abingdon Science Park
Abingdon, OX14 3NB, United Kingdom
Phone: (44) (0) 1235 529449
Free Phone: 0800 37 34 15
Fax: (44) (0) 1235 533420
info.EMEA@bio-techne.com

General Contact Information

www.novusbio.com
Technical Support: nb-technical@bio-techne.com
Orders: nb-customerservice@bio-techne.com
General: novus@novusbio.com

Products Related to NBP3-07986-100ul

HAF007	Goat anti-Mouse IgG Secondary Antibody [HRP]
NB720-B	Rabbit anti-Mouse IgG (H+L) Secondary Antibody [Biotin]
NBP1-97005-0.5mg	Mouse IgG1 Isotype Control (MG1)
NB100-2519PEP	AlphaB Crystallin/CRYAB Antibody Blocking Peptide

Limitations

This product is for research use only and is not approved for use in humans or in clinical diagnosis. Primary Antibodies are guaranteed for 1 year from date of receipt.

For more information on our 100% guarantee, please visit www.novusbio.com/guarantee

Earn gift cards/discounts by submitting a review: www.novusbio.com/reviews/submit/NBP3-07986

Earn gift cards/discounts by submitting a publication using this product:
www.novusbio.com/publications

