

Product Datasheet

S100A8 Antibody (CL11171) - BSA Free NBP3-07985-100ul

Unit Size: 100 ul

Store at 4C short term. Aliquot and store at -20C long term. Avoid freeze-thaw cycles.

www.novusbio.com



technical@novusbio.com

Protocols, Publications, Related Products, Reviews, Research Tools and Images at:
www.novusbio.com/NBP3-07985

Updated 2/27/2025 v.20.1

Earn rewards for product
reviews and publications.

Submit a publication at www.novusbio.com/publications

Submit a review at www.novusbio.com/reviews/destination/NBP3-07985



NBP3-07985-100ul

S100A8 Antibody (CL11171) - BSA Free

Product Information

Unit Size	100 ul
Concentration	Concentrations vary lot to lot. See vial label for concentration. If unlisted please contact technical services.
Storage	Store at 4C short term. Aliquot and store at -20C long term. Avoid freeze-thaw cycles.
Clonality	Monoclonal
Clone	CL11171
Preservative	0.02% Sodium Azide
Isotype	IgG1
Purity	Protein A purified
Buffer	PBS, pH 7.2, containing 40% glycerol

Product Description

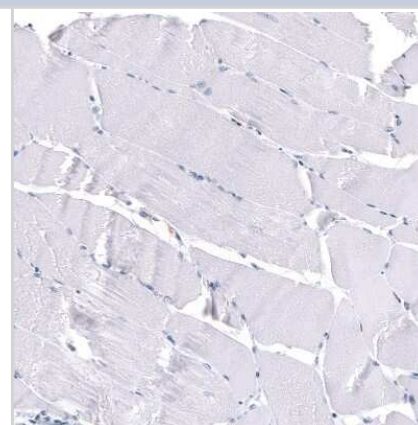
Host	Mouse
Gene ID	6279
Gene Symbol	S100A8
Species	Human
Immunogen	This antibody was developed using a recombinant protein derived from P05109, with the exact immunogen sequence remaining proprietary.

Product Application Details

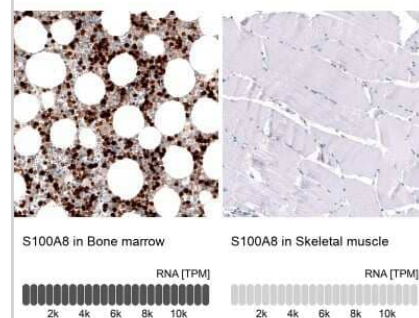
Applications	Immunohistochemistry, Immunohistochemistry-Paraffin
Recommended Dilutions	Immunohistochemistry 1:2000 - 1:5000, Immunohistochemistry-Paraffin 1:2000 - 1:5000
Application Notes	For IHC-Paraffin, HIER pH 6 retrieval is recommended.

Images

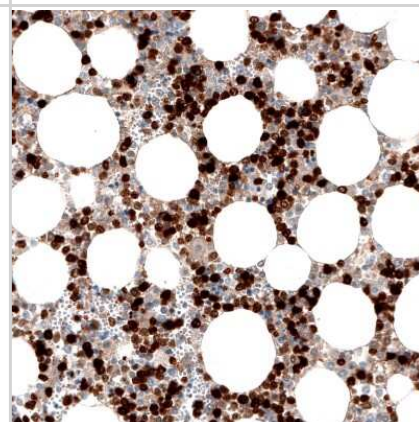
Immunohistochemistry-Paraffin: S100A8 Antibody (CL11171) [NBP3-07985] - Staining of human skeletal muscle shows no positivity in myocytes as expected.



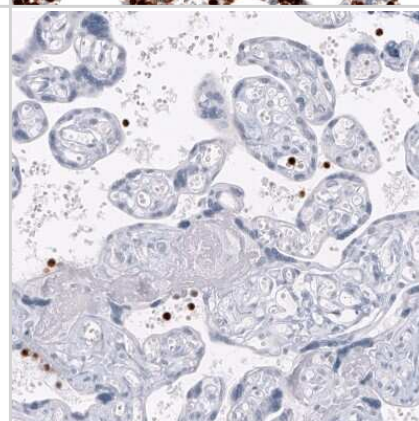
Immunohistochemistry-Paraffin: S100A8 Antibody (CL11171) [NBP3-07985] - Analysis in human bone marrow and skeletal muscle tissues using NBP3-07985 antibody. Corresponding S100A8 RNA-seq data are presented for the same tissues.



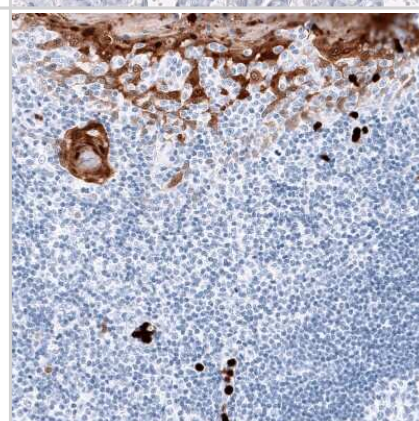
Immunohistochemistry-Paraffin: S100A8 Antibody (CL11171) [NBP3-07985] - Staining of human bone marrow shows strong cytoplasmic positivity in hematopoietic cells.



Immunohistochemistry-Paraffin: S100A8 Antibody (CL11171) [NBP3-07985] - Staining of human placenta shows strong cytoplasmic positivity in a subset of lymphoid cells.



Immunohistochemistry-Paraffin: S100A8 Antibody (CL11171) [NBP3-07985] - Staining of human tonsil shows moderate to strong cytoplasmic positivity in squamous epithelial cells.





Novus Biologicals USA

10730 E. Briarwood Avenue
Centennial, CO 80112
USA
Phone: 303.730.1950
Toll Free: 1.888.506.6887
Fax: 303.730.1966
nb-customerservice@bio-techne.com

Bio-Techne Canada

21 Canmotor Ave
Toronto, ON M8Z 4E6
Canada
Phone: 905.827.6400
Toll Free: 855.668.8722
Fax: 905.827.6402
canada.inquires@bio-techne.com

Bio-Techne Ltd

19 Barton Lane
Abingdon Science Park
Abingdon, OX14 3NB, United Kingdom
Phone: (44) (0) 1235 529449
Free Phone: 0800 37 34 15
Fax: (44) (0) 1235 533420
info.EMEA@bio-techne.com

General Contact Information

www.novusbio.com
Technical Support: nb-technical@bio-techne.com
Orders: nb-customerservice@bio-techne.com
General: novus@novusbio.com

Products Related to NBP3-07985-100ul

HAF007	Goat anti-Mouse IgG Secondary Antibody [HRP]
NB720-B	Rabbit anti-Mouse IgG (H+L) Secondary Antibody [Biotin]
NBP1-97005-0.5mg	Mouse IgG1 Isotype Control (MG1)
NBP1-44482	Recombinant Human S100A8 Protein

Limitations

This product is for research use only and is not approved for use in humans or in clinical diagnosis. Primary Antibodies are guaranteed for 1 year from date of receipt.

For more information on our 100% guarantee, please visit www.novusbio.com/guarantee

Earn gift cards/discounts by submitting a review: www.novusbio.com/reviews/submit/NBP3-07985

Earn gift cards/discounts by submitting a publication using this product:
www.novusbio.com/publications

