

Product Datasheet

Cytokeratin 15 Antibody (KRT15/2959) NBP3-07620-100ug

Unit Size: 100 ug

Store at 4C.

www.novusbio.com



technical@novusbio.com

Protocols, Publications, Related Products, Reviews, Research Tools and Images at:
www.novusbio.com/NBP3-07620

Updated 7/16/2024 v.20.1

Earn rewards for product
reviews and publications.

Submit a publication at www.novusbio.com/publications

Submit a review at www.novusbio.com/reviews/destination/NBP3-07620



NBP3-07620-100ug**Cytokeratin 15 Antibody (KRT15/2959)**

Product Information	
Unit Size	100 ug
Concentration	0.2 mg/ml
Storage	Store at 4C.
Clonality	Monoclonal
Clone	KRT15/2959
Preservative	0.05% Sodium Azide
Isotype	IgG2c Kappa
Purity	Protein A or G purified
Buffer	10 mM PBS with 0.05% BSA
Target Molecular Weight	52 kDa

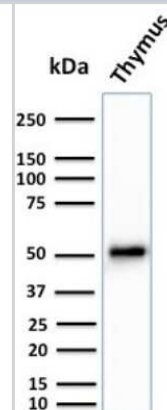
Product Description	
Description	200ug/ml of antibody purified from Bioreactor Concentrate by Protein A or G. Prepared in 10 mM PBS with 0.05% BSA & 0.05% azide. Also available WITHOUT BSA & azide at 1.0 mg/ml. (NBP3-08599) Antibody with azide - store at 2 to 8C. Antibody without azide - store at -20 to -80C.
Host	Mouse
Gene ID	3866
Gene Symbol	KRT15
Species	Human
Marker	Esophageal Squamous Cell Carcinoma Marker
Immunogen	Recombinant full-length human Cytokeratin 15 protein (Uniprot: P19012)

Product Application Details	
Applications	Western Blot, Immunocytochemistry/ Immunofluorescence, Immunohistochemistry, Immunohistochemistry-Frozen, Immunohistochemistry-Paraffin, Protein Array
Recommended Dilutions	Western Blot 1-2 ug/ml, Immunohistochemistry, Immunocytochemistry/ Immunofluorescence 1-2 ug/million cells, Immunohistochemistry-Paraffin, Immunohistochemistry-Frozen 1-2 ug/ml, Protein Array
Application Notes	Immunohistochemistry (Frozen & formalin-fixed): 1-2ug/ml for 30 min at RT. Staining of formalin-fixed tissues requires heating tissue sections in 10mM Tris with 1mM EDTA, pH 9.0, for 45 min at 95C followed by cooling at RT for 20 minutes. Optimal dilution for a specific application should be determined.

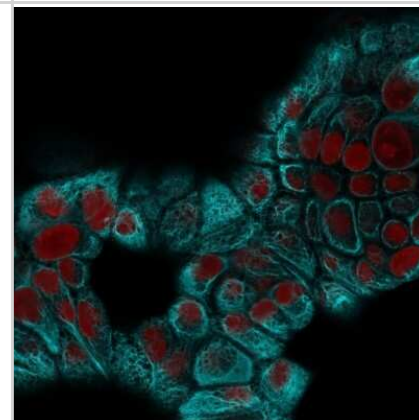


Images

Western Blot: Cytokeratin 15 Antibody (KRT15/2959) [NBP3-07620] - Western Blot Analysis of Human Thymus tissue lysate using Cytokeratin 15 Mouse Monoclonal Antibody (KRT15/2959)



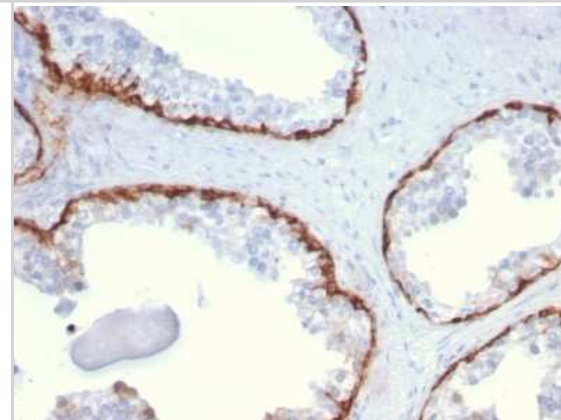
Immunocytochemistry/Immunofluorescence: Cytokeratin 15 Antibody (KRT15/2959) [NBP3-07620] - Confocal immunofluorescence image of MCF-7 cells using Cytokeratin 15 Mouse Monoclonal Antibody (KRT15/2959) followed by goat anti- Mouse CF488 (Cyan) and RedDot is used to label the nuclei Red.



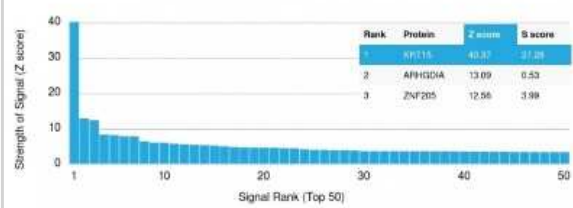
Immunohistochemistry-Paraffin: Cytokeratin 15 Antibody (KRT15/2959) [NBP3-07620] - Formalin-fixed, paraffin-embedded human Prostate Carcinoma stained with Cytokeratin 15 Mouse Monoclonal Antibody (KRT15/2959).



Immunohistochemistry-Paraffin: Cytokeratin 15 Antibody (KRT15/2959) [NBP3-07620] - Formalin-fixed, paraffin-embedded human Prostate Carcinoma stained with Cytokeratin 15 Mouse Monoclonal Antibody (KRT15/2959).



Protein Array: Cytokeratin 15 Antibody (KRT15/2959) [NBP3-07620] - Analysis of Protein Array containing more than 19,000 full-length human proteins using Cytokeratin 15 Mouse Monoclonal Antibody (KRT15/2959).





Novus Biologicals USA

10730 E. Briarwood Avenue
Centennial, CO 80112
USA
Phone: 303.730.1950
Toll Free: 1.888.506.6887
Fax: 303.730.1966
nb-customerservice@bio-techne.com

Bio-Techne Canada

21 Canmotor Ave
Toronto, ON M8Z 4E6
Canada
Phone: 905.827.6400
Toll Free: 855.668.8722
Fax: 905.827.6402
canada.inquires@bio-techne.com

Bio-Techne Ltd

19 Barton Lane
Abingdon Science Park
Abingdon, OX14 3NB, United Kingdom
Phone: (44) (0) 1235 529449
Free Phone: 0800 37 34 15
Fax: (44) (0) 1235 533420
info.EMEA@bio-techne.com

General Contact Information

www.novusbio.com
Technical Support: nb-technical@bio-techne.com
Orders: nb-customerservice@bio-techne.com
General: novus@novusbio.com

Products Related to NBP3-07620-100ug

HAF007	Goat anti-Mouse IgG Secondary Antibody [HRP]
NB720-B	Rabbit anti-Mouse IgG (H+L) Secondary Antibody [Biotin]
NBP1-85602PEP	Cytokeratin 15 Recombinant Protein Antigen
8184-CK-050	Choline Kinase beta [Unconjugated]

Limitations

This product is for research use only and is not approved for use in humans or in clinical diagnosis. Primary Antibodies are guaranteed for 1 year from date of receipt.

For more information on our 100% guarantee, please visit www.novusbio.com/guarantee

Earn gift cards/discounts by submitting a review: www.novusbio.com/reviews/submit/NBP3-07620

Earn gift cards/discounts by submitting a publication using this product:
www.novusbio.com/publications

