

# Product Datasheet

## TIF1 alpha Antibody (PCRP-TRIM24-1B12) NBP3-07464-100ug

Unit Size: 100 ug

Store at 4C.

[www.novusbio.com](http://www.novusbio.com)



[technical@novusbio.com](mailto:technical@novusbio.com)

Protocols, Publications, Related Products, Reviews, Research Tools and Images at:  
[www.novusbio.com/NBP3-07464](http://www.novusbio.com/NBP3-07464)

Updated 7/16/2024 v.20.1

Earn rewards for product  
reviews and publications.

Submit a publication at [www.novusbio.com/publications](http://www.novusbio.com/publications)

Submit a review at [www.novusbio.com/reviews/destination/NBP3-07464](http://www.novusbio.com/reviews/destination/NBP3-07464)



**NBP3-07464-100ug**

TIF1 alpha Antibody (PCRP-TRIM24-1B12)

Product Information	
Unit Size	100 ug
Concentration	0.2 mg/ml
Storage	Store at 4C.
Clonality	Monoclonal
Clone	PCRP-TRIM24-1B12
Preservative	0.05% Sodium Azide
Isotype	IgG1
Purity	Protein A or G purified
Buffer	10 mM PBS with 0.05% BSA
Target Molecular Weight	117 kDa

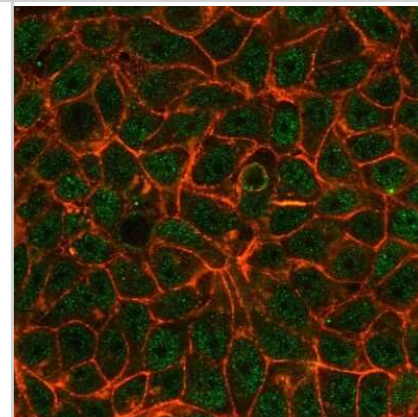
Product Description	
Description	200ug/ml of antibody purified from Bioreactor Concentrate by Protein A or G. Prepared in 10 mM PBS with 0.05% BSA & 0.05% azide. Also available WITHOUT BSA & azide at 1.0 mg/ml. (NBP3-08786)  Antibody with azide - store at 2 to 8C. Antibody without azide - store at -20 to -80 C.
Host	Mouse
Gene ID	8805
Gene Symbol	TRIM24
Species	Human
Immunogen	Recombinant full-length human TIF1 alpha protein (Uniprot: O15164)

Product Application Details	
Applications	Flow Cytometry, Immunocytochemistry/ Immunofluorescence, Protein Array
Recommended Dilutions	Flow Cytometry 1-2 ug/million cells, Immunocytochemistry/ Immunofluorescence 1-2 ug/ml, Protein Array
Application Notes	Optimal dilution for a specific application should be determined.

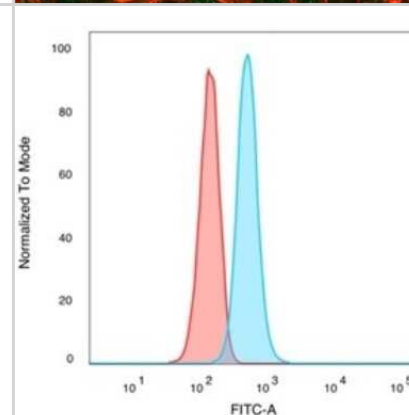


## Images

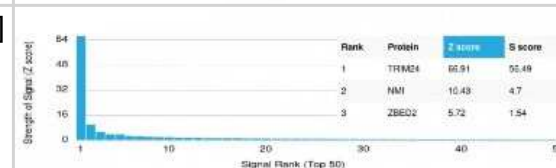
Immunocytochemistry/Immunofluorescence: TIF1 alpha Antibody (PCRP-TRIM24-1B12) [NBP3-07464] - Immunofluorescent Analysis of PFA-fixed MCF7 cells. TIF1 alpha Mouse Monoclonal Antibody (PCRP-TRIM24-1B12) followed by IgG-CF488 (green), counterstained with phalloidin.



Flow Cytometry: TIF1 alpha Antibody (PCRP-TRIM24-1B12) [NBP3-07464] - Flow Cytometric Analysis of PFA-fixed HeLa cells. TIF1 alpha Mouse Monoclonal Antibody (PCRP-TRIM24-1B12) followed by goat anti- Mouse IgG-CF488 (blue); isotype control (red).



Protein Array: TIF1 alpha Antibody (PCRP-TRIM24-1B12) [NBP3-07464] - Analysis of Protein Array containing more than 19,000 full-length human proteins using TIF1 alpha Mouse Monoclonal Antibody (PCRP-TRIM24-1B12).





### **Novus Biologicals USA**

10730 E. Briarwood Avenue  
Centennial, CO 80112  
USA  
Phone: 303.730.1950  
Toll Free: 1.888.506.6887  
Fax: 303.730.1966  
nb-customerservice@bio-techne.com

### **Bio-Techne Canada**

21 Canmotor Ave  
Toronto, ON M8Z 4E6  
Canada  
Phone: 905.827.6400  
Toll Free: 855.668.8722  
Fax: 905.827.6402  
canada.inquires@bio-techne.com

### **Bio-Techne Ltd**

19 Barton Lane  
Abingdon Science Park  
Abingdon, OX14 3NB, United Kingdom  
Phone: (44) (0) 1235 529449  
Free Phone: 0800 37 34 15  
Fax: (44) (0) 1235 533420  
info.EMEA@bio-techne.com

### **General Contact Information**

[www.novusbio.com](http://www.novusbio.com)  
Technical Support: nb-technical@bio-techne.com  
Orders: nb-customerservice@bio-techne.com  
General: novus@novusbio.com

### **Products Related to NBP3-07464-100ug**

---

HAF007	Goat anti-Mouse IgG Secondary Antibody [HRP]
NB720-B	Rabbit anti-Mouse IgG (H+L) Secondary Antibody [Biotin]
NBP1-97005-0.5mg	Mouse IgG1 Isotype Control (MG1)
H00008805-P01-10ug	Recombinant Human TIF1 alpha GST (N-Term) Protein

---

### **Limitations**

This product is for research use only and is not approved for use in humans or in clinical diagnosis. Primary Antibodies are guaranteed for 1 year from date of receipt.

For more information on our 100% guarantee, please visit [www.novusbio.com/guarantee](http://www.novusbio.com/guarantee)

Earn gift cards/discounts by submitting a review: [www.novusbio.com/reviews/submit/NBP3-07464](http://www.novusbio.com/reviews/submit/NBP3-07464)

Earn gift cards/discounts by submitting a publication using this product:  
[www.novusbio.com/publications](http://www.novusbio.com/publications)

