

# Product Datasheet

## Spectrin alpha 1 Antibody (SPTA1/2939R) NBP3-07265-100ug

Unit Size: 100 ug

Store at 4C.

[www.novusbio.com](http://www.novusbio.com)



[technical@novusbio.com](mailto:technical@novusbio.com)

Protocols, Publications, Related Products, Reviews, Research Tools and Images at:  
[www.novusbio.com/NBP3-07265](http://www.novusbio.com/NBP3-07265)

Updated 7/16/2024 v.20.1

Earn rewards for product  
reviews and publications.

Submit a publication at [www.novusbio.com/publications](http://www.novusbio.com/publications)

Submit a review at [www.novusbio.com/reviews/destination/NBP3-07265](http://www.novusbio.com/reviews/destination/NBP3-07265)



**NBP3-07265-100ug**

Spectrin alpha 1 Antibody (SPTA1/2939R)

**Product Information**

<b>Unit Size</b>	100 ug
<b>Concentration</b>	0.2 mg/ml
<b>Storage</b>	Store at 4C.
<b>Clonality</b>	Monoclonal
<b>Clone</b>	SPTA1/2939R
<b>Preservative</b>	0.05% Sodium Azide
<b>Isotype</b>	IgG
<b>Purity</b>	Protein A or G purified
<b>Buffer</b>	10 mM PBS with 0.05% BSA
<b>Target Molecular Weight</b>	240 kDa

**Product Description**

<b>Description</b>	200ug/ml of antibody purified from Bioreactor Concentrate by Protein A or G. Prepared in 10 mM PBS with 0.05% BSA & 0.05% azide. Also available WITHOUT BSA & azide at 1.0 mg/ml. (NBP3-08346)  Antibody with azide - store at 2 to 8C. Antibody without azide - store at -20 to -80C.
<b>Host</b>	Rabbit
<b>Gene ID</b>	6708
<b>Gene Symbol</b>	SPTA1
<b>Species</b>	Human
<b>Marker</b>	Erythrocyte Marker
<b>Immunogen</b>	Recombinant fragment of human Spectrin alpha 1 (around aa356-475) (exact sequence is proprietary) (Uniprot: P02549)


**Product Application Details**

<b>Applications</b>	Western Blot, ELISA, Immunohistochemistry-Paraffin
<b>Recommended Dilutions</b>	Western Blot 1-2 ug/ml, ELISA 2-4 ug/ml, Immunohistochemistry-Paraffin 1-2 ug/ml
<b>Application Notes</b>	ELISA: Use Ab at 2-4ug/ml for coating. Order Ab without BSA. Immunohistochemistry (Formalin-fixed): 1-2ug/ml for 30 minutes at RT. Staining of formalin-fixed tissues requires heating tissue sections in 10mM Tris with 1mM EDTA, pH 9.0, for 45 min at 95C followed by cooling at RT for 20 minutes. Optimal dilution for a specific application should be determined.

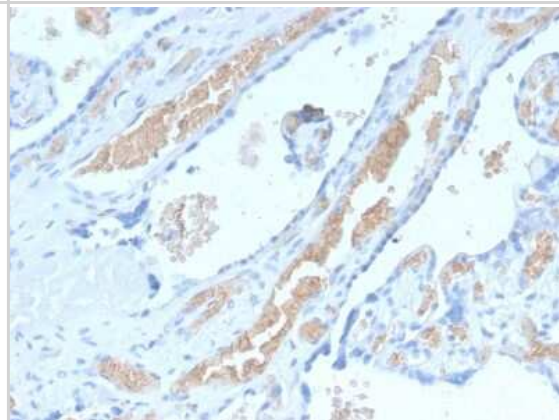


## Images

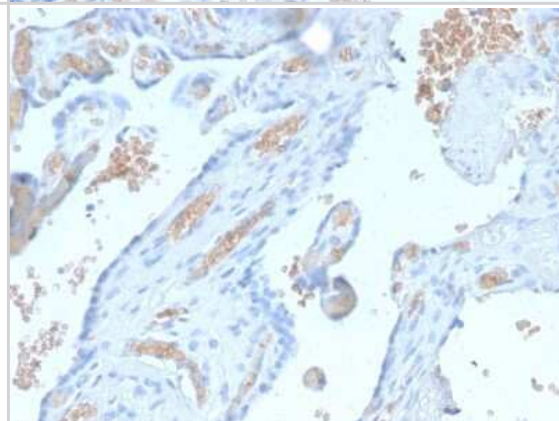
Western Blot: Spectrin alpha 1 Antibody (SPTA1/2939R) [NBP3-07265] - Western Blot Analysis of Human K562 cell lysate using Spectrin alpha 1 Rabbit Recombinant Monoclonal Antibody (SPTA1/2939R).



Immunohistochemistry-Paraffin: Spectrin alpha 1 Antibody (SPTA1/2939R) [NBP3-07265] - Formalin-fixed, paraffin-embedded human Pancreas stained with Spectrin alpha 1 Rabbit Recombinant Monoclonal Antibody (SPTA1/2939R).



Immunohistochemistry-Paraffin: Spectrin alpha 1 Antibody (SPTA1/2939R) [NBP3-07265] - Formalin-fixed, paraffin-embedded human Pancreas stained with Spectrin alpha 1 Rabbit Recombinant Monoclonal Antibody (SPTA1/2939R).





### **Novus Biologicals USA**

10730 E. Briarwood Avenue  
Centennial, CO 80112  
USA  
Phone: 303.730.1950  
Toll Free: 1.888.506.6887  
Fax: 303.730.1966  
nb-customerservice@bio-techne.com

### **Bio-Techne Canada**

21 Canmotor Ave  
Toronto, ON M8Z 4E6  
Canada  
Phone: 905.827.6400  
Toll Free: 855.668.8722  
Fax: 905.827.6402  
canada.inquires@bio-techne.com

### **Bio-Techne Ltd**

19 Barton Lane  
Abingdon Science Park  
Abingdon, OX14 3NB, United Kingdom  
Phone: (44) (0) 1235 529449  
Free Phone: 0800 37 34 15  
Fax: (44) (0) 1235 533420  
info.EMEA@bio-techne.com

### **General Contact Information**

www.novusbio.com  
Technical Support: nb-technical@bio-techne.com  
Orders: nb-customerservice@bio-techne.com  
General: novus@novusbio.com

### **Products Related to NBP3-07265-100ug**

---

HAF008	Goat anti-Rabbit IgG Secondary Antibody [HRP]
NB7160	Goat anti-Rabbit IgG (H+L) Secondary Antibody [HRP]
NBP2-24891	Rabbit IgG Isotype Control
NBP2-33911PEP	Spectrin alpha 1 Recombinant Protein Antigen

---

### **Limitations**

This product is for research use only and is not approved for use in humans or in clinical diagnosis. Primary Antibodies are guaranteed for 1 year from date of receipt.

For more information on our 100% guarantee, please visit [www.novusbio.com/guarantee](http://www.novusbio.com/guarantee)

Earn gift cards/discounts by submitting a review: [www.novusbio.com/reviews/submit/NBP3-07265](http://www.novusbio.com/reviews/submit/NBP3-07265)

Earn gift cards/discounts by submitting a publication using this product:  
[www.novusbio.com/publications](http://www.novusbio.com/publications)

