

# Product Datasheet

## eIF4E Antibody (PCRP-EIF4E-1D3) NBP3-07141-100ug

Unit Size: 100 ug

Store at 4C.

[www.novusbio.com](http://www.novusbio.com)



[technical@novusbio.com](mailto:technical@novusbio.com)

Protocols, Publications, Related Products, Reviews, Research Tools and Images at:  
[www.novusbio.com/NBP3-07141](http://www.novusbio.com/NBP3-07141)

Updated 7/16/2024 v.20.1

Earn rewards for product  
reviews and publications.

Submit a publication at [www.novusbio.com/publications](http://www.novusbio.com/publications)

Submit a review at [www.novusbio.com/reviews/destination/NBP3-07141](http://www.novusbio.com/reviews/destination/NBP3-07141)



**NBP3-07141-100ug**

eIF4E Antibody (PCRP-EIF4E-1D3)

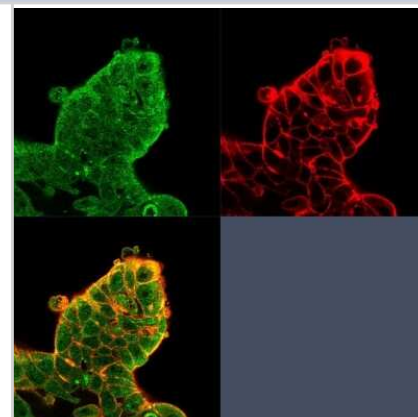
Product Information	
Unit Size	100 ug
Concentration	0.2 mg/ml
Storage	Store at 4C.
Clonality	Monoclonal
Clone	PCRP-EIF4E-1D3
Preservative	0.05% Sodium Azide
Isotype	IgG2a
Purity	Protein A or G purified
Buffer	10 mM PBS with 0.05% BSA
Target Molecular Weight	25.1 kDa

Product Description	
Description	200ug/ml of antibody purified from Bioreactor Concentrate by Protein A or G. Prepared in 10 mM PBS with 0.05% BSA & 0.05% azide. Also available WITHOUT BSA & azide at 1.0 mg/ml. (NBP3-08884)  Antibody with azide - store at 2 to 8C. Antibody without azide - store at -20 to -80 C.
Host	Mouse
Gene ID	1977
Gene Symbol	EIF4E
Species	Human
Immunogen	Recombinant full-length human eIF4E protein (Uniprot: P06730)

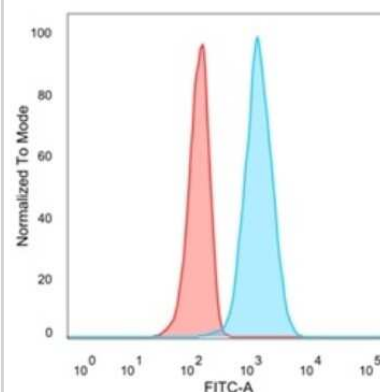
Product Application Details	
Applications	Western Blot, Flow Cytometry, Immunocytochemistry/ Immunofluorescence, Protein Array
Recommended Dilutions	Western Blot 1-2 ug/ml, Flow Cytometry 1-2 ug/million cells, Immunocytochemistry/ Immunofluorescence 1-2 ug/ml, Protein Array
Application Notes	Optimal dilution for a specific application should be determined.

**Images**

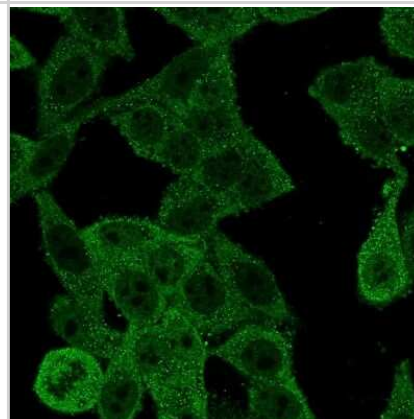
Immunocytochemistry/Immunofluorescence: eIF4E Antibody (PCRP-EIF4E-1D3) [NBP3-07141] - Immunofluorescence Analysis of PFA-fixed MCF-7 cells using eIF4E Mouse Monoclonal Antibody (PCRP-EIF4E-1D3) followed by goat anti- Mouse IgG-CF488 (green), phalloidin (red).



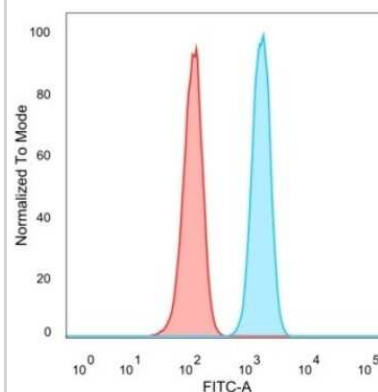
Flow Cytometry: eIF4E Antibody (PCRP-EIF4E-1D3) [NBP3-07141] - Flow cytometric analysis of PFA-fixed U87 cells. eIF4E antibody (PCRP-EIF4E-1D3) followed by goat anti-mouse IgG-CF488 (blue), isotype control (red).



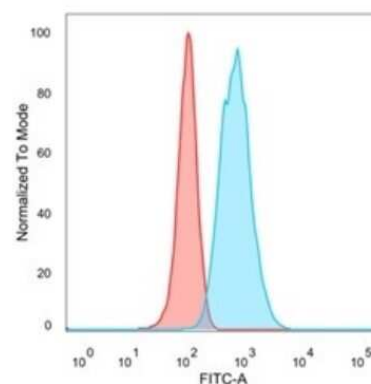
Immunocytochemistry/Immunofluorescence: eIF4E Antibody (PCRP-EIF4E-1D3) [NBP3-07141] - Immunofluorescence Analysis of PFA-fixed HeLa cells using eIF4E Mouse Monoclonal Antibody (PCRP-EIF4E-1D3) followed by goat anti- Mouse IgG-CF488 (green).



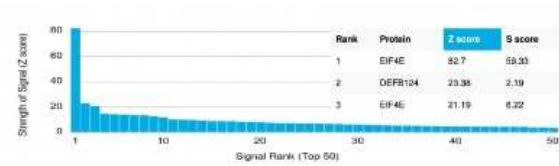
Flow Cytometry: eIF4E Antibody (PCRP-EIF4E-1D3) [NBP3-07141] - Flow cytometric analysis of PFA-fixed HeLa cells. eIF4E Mouse Monoclonal Antibody (PCRP-eIF4E-1D3) followed by goat anti- Mouse IgG-CF488 (blue), isotype control (red).



Flow Cytometry: eIF4E Antibody (PCRP-EIF4E-1D3) [NBP3-07141] - Flow cytometric analysis of PFA-fixed Raji cells. eIF4E Mouse Monoclonal Antibody (PCRP-eIF4E-1D3) followed by goat anti- Mouse IgG-CF488 (blue), isotype control (red).



Protein Array: eIF4E Antibody (PCRP-eIF4E-1D3) [NBP3-07141] - Analysis of Protein Array containing more than 19,000 full-length human proteins using eIF4E Mouse Monoclonal Antibody (PCRP-eIF4E-1D3).





### **Novus Biologicals USA**

10730 E. Briarwood Avenue  
Centennial, CO 80112  
USA  
Phone: 303.730.1950  
Toll Free: 1.888.506.6887  
Fax: 303.730.1966  
nb-customerservice@bio-techne.com

### **Bio-Techne Canada**

21 Canmotor Ave  
Toronto, ON M8Z 4E6  
Canada  
Phone: 905.827.6400  
Toll Free: 855.668.8722  
Fax: 905.827.6402  
canada.inquires@bio-techne.com

### **Bio-Techne Ltd**

19 Barton Lane  
Abingdon Science Park  
Abingdon, OX14 3NB, United Kingdom  
Phone: (44) (0) 1235 529449  
Free Phone: 0800 37 34 15  
Fax: (44) (0) 1235 533420  
info.EMEA@bio-techne.com

### **General Contact Information**

[www.novusbio.com](http://www.novusbio.com)  
Technical Support: nb-technical@bio-techne.com  
Orders: nb-customerservice@bio-techne.com  
General: novus@novusbio.com

### **Products Related to NBP3-07141-100ug**

HAF007	Goat anti-Mouse IgG Secondary Antibody [HRP]
NB720-B	Rabbit anti-Mouse IgG (H+L) Secondary Antibody [Biotin]
NBP1-96778	Mouse IgG2a Isotype Control (M2A)
NBP1-45314-0.05mg	Recombinant Human eIF4E His Protein

### **Limitations**

This product is for research use only and is not approved for use in humans or in clinical diagnosis. Primary Antibodies are guaranteed for 1 year from date of receipt.

For more information on our 100% guarantee, please visit [www.novusbio.com/guarantee](http://www.novusbio.com/guarantee)

Earn gift cards/discounts by submitting a review: [www.novusbio.com/reviews/submit/NBP3-07141](http://www.novusbio.com/reviews/submit/NBP3-07141)

Earn gift cards/discounts by submitting a publication using this product:  
[www.novusbio.com/publications](http://www.novusbio.com/publications)

