

# Product Datasheet

## SARS-CoV-2 3CL Protease Antibody - BSA Free NBP3-07062

Unit Size: 0.1 mg

Store at 4C short term. Aliquot and store at -20C long term. Avoid freeze-thaw cycles.

[www.novusbio.com](http://www.novusbio.com)



[technical@novusbio.com](mailto:technical@novusbio.com)

Protocols, Publications, Related Products, Reviews, Research Tools and Images at:  
[www.novusbio.com/NBP3-07062](http://www.novusbio.com/NBP3-07062)

Updated 10/19/2023 v.20.1

Earn rewards for product  
reviews and publications.

Submit a publication at [www.novusbio.com/publications](http://www.novusbio.com/publications)

Submit a review at [www.novusbio.com/reviews/destination/NBP3-07062](http://www.novusbio.com/reviews/destination/NBP3-07062)



**NBP3-07062****SARS-CoV-2 3CL Protease Antibody - BSA Free**

<b>Product Information</b>	
<b>Unit Size</b>	0.1 mg
<b>Concentration</b>	1 mg/ml
<b>Storage</b>	Store at 4C short term. Aliquot and store at -20C long term. Avoid freeze-thaw cycles.
<b>Clonality</b>	Polyclonal
<b>Preservative</b>	0.02% Sodium Azide
<b>Isotype</b>	IgG
<b>Purity</b>	Peptide affinity purified
<b>Buffer</b>	PBS

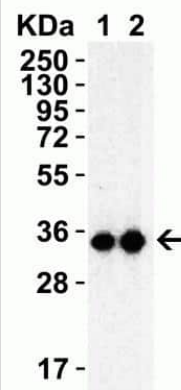
<b>Product Description</b>	
<b>Host</b>	Rabbit
<b>Gene ID</b>	43740578
<b>Gene Symbol</b>	ORF1ab
<b>Species</b>	SARS-CoV-2
<b>Immunogen</b>	This antibody was raised against a peptide corresponding to 16 amino acids near the amino terminus of SARS-CoV-2 (COVID-19) 3CL-Pro (NSP5) protein. The immunogen is located within the first 50 amino acids of the SARS-CoV-2 (COVID-19) 3CL-Pro (NSP5) protein.

<b>Product Application Details</b>	
<b>Applications</b>	Western Blot, ELISA, Immunohistochemistry, Immunohistochemistry-Paraffin
<b>Recommended Dilutions</b>	Western Blot 0.5 ug/ml, ELISA 1 ug/mL, Immunohistochemistry 0.5 ug/mL, Immunohistochemistry-Paraffin 0.5 ug/mL

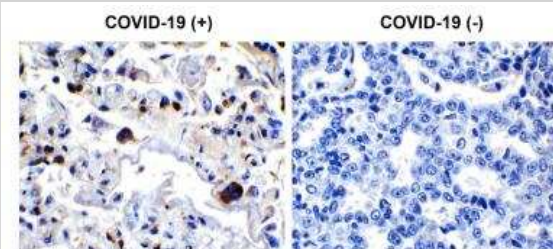


## Images

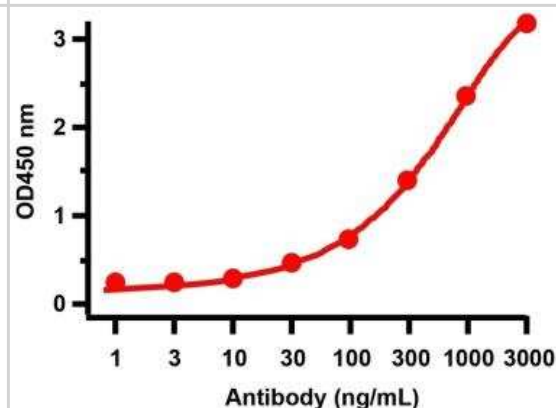
**Western Blot: SARS-CoV-2 3CL Protease Antibody [NBP3-07062] - Western Blot Validation with SARS-CoV-2 3CL Protease Protein.**  
 Loading: 30 ng per lane of SARS-CoV-2 3CL Protease recombinant protein. Antibodies: SARS-CoV-2 3CL Protease, 1h incubation at RT in 5% NFDm/TBST. Secondary: Goat anti-rabbit IgG HRP conjugate at 1:10000 dilution. Lane 1: 0.5 ug/ml and Lane 2: 1 ug/ml



**Immunohistochemistry-Paraffin: SARS-CoV-2 3CL Protease Antibody [NBP3-07062] - Immunohistochemical analysis of paraffin-embedded COVID-19 patient lung tissue using anti- SARS-CoV-2 3CL protease antibody (0.5 ug/mL).** Tissue was fixed with formaldehyde and blocked with 10% serum for 1 h at RT; antigen retrieval was by heat mediation with a citrate buffer (pH6). Samples were incubated with primary antibody overnight at 4C. A goat anti-rabbit IgG H&L (HRP) at 1/250 was used as secondary. Counter stained with Hematoxylin. Strong signal of SARS-COV-2 3L-PRO (NSP5) protein was observed in macrophage of COVID-19 patient lung, but not in non-COVID-19 patient lung.



**ELISA: SARS-CoV-2 3CL Protease Antibody [NBP3-07062] - Antibodies:** SARS-CoV-2 3CL Protease antibody. A direct ELISA was performed using SARS-CoV-2 3CL Protease recombinant protein as coating antigen and SARS-CoV-2 3CL Protease antibody as the capture antibody. Secondary: Goat anti-rabbit IgG HRP conjugate at 1:20000 dilution. Detection range is from 1 ng/mL to 3000 ng/mL





### **Novus Biologicals USA**

10730 E. Briarwood Avenue  
Centennial, CO 80112  
USA  
Phone: 303.730.1950  
Toll Free: 1.888.506.6887  
Fax: 303.730.1966  
nb-customerservice@bio-techne.com

### **Bio-Techne Canada**

21 Canmotor Ave  
Toronto, ON M8Z 4E6  
Canada  
Phone: 905.827.6400  
Toll Free: 855.668.8722  
Fax: 905.827.6402  
canada.inquires@bio-techne.com

### **Bio-Techne Ltd**

19 Barton Lane  
Abingdon Science Park  
Abingdon, OX14 3NB, United Kingdom  
Phone: (44) (0) 1235 529449  
Free Phone: 0800 37 34 15  
Fax: (44) (0) 1235 533420  
info.EMEA@bio-techne.com

### **General Contact Information**

www.novusbio.com  
Technical Support: nb-technical@bio-techne.com  
Orders: nb-customerservice@bio-techne.com  
General: novus@novusbio.com

### **Products Related to NBP3-07062**

---

HAF008	Goat anti-Rabbit IgG Secondary Antibody [HRP]
NB7160	Goat anti-Rabbit IgG (H+L) Secondary Antibody [HRP]
NBP2-24891	Rabbit IgG Isotype Control
NBP2-92992	Recombinant SARS-CoV-2 3CL Protease (Avi Epitope Tag) His Avi-tag Protein

---

### **Limitations**

This product is for research use only and is not approved for use in humans or in clinical diagnosis. Primary Antibodies are guaranteed for 1 year from date of receipt.

For more information on our 100% guarantee, please visit [www.novusbio.com/guarantee](http://www.novusbio.com/guarantee)

Earn gift cards/discounts by submitting a review: [www.novusbio.com/reviews/submit/NBP3-07062](http://www.novusbio.com/reviews/submit/NBP3-07062)

Earn gift cards/discounts by submitting a publication using this product:  
[www.novusbio.com/publications](http://www.novusbio.com/publications)

