

# Product Datasheet

## C3orf38 Antibody NBP3-06505-100ul

Unit Size: 100 ul

Store at 4C short term. Aliquot and store at -20C long term. Avoid freeze-thaw cycles.

[www.novusbio.com](http://www.novusbio.com)



[technical@novusbio.com](mailto:technical@novusbio.com)

Protocols, Publications, Related Products, Reviews, Research Tools and Images at:  
[www.novusbio.com/NBP3-06505](http://www.novusbio.com/NBP3-06505)

Updated 10/31/2021 v.20.1

Earn rewards for product  
reviews and publications.

Submit a publication at [www.novusbio.com/publications](http://www.novusbio.com/publications)

Submit a review at [www.novusbio.com/reviews/destination/NBP3-06505](http://www.novusbio.com/reviews/destination/NBP3-06505)



**NBP3-06505-100ul**

C3orf38 Antibody

<b>Product Information</b>	
<b>Unit Size</b>	100 ul
<b>Concentration</b>	Please see the vial label for concentration. If unlisted please contact technical services.
<b>Storage</b>	Store at 4C short term. Aliquot and store at -20C long term. Avoid freeze-thaw cycles.
<b>Clonality</b>	Polyclonal
<b>Preservative</b>	0.03% Proclin 300
<b>Isotype</b>	IgG
<b>Purity</b>	Antigen and protein A Affinity-purified
<b>Buffer</b>	PBS, pH7.0

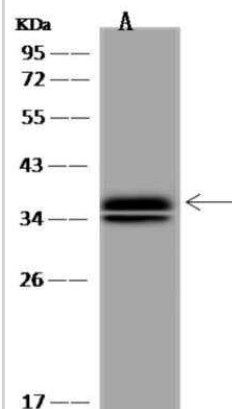
<b>Product Description</b>	
<b>Host</b>	Rabbit
<b>Gene ID</b>	285237
<b>Gene Symbol</b>	C3orf38
<b>Species</b>	Human
<b>Immunogen</b>	Produced in rabbits immunized with E. coli-derived Human C3orf38 fragment.

<b>Product Application Details</b>	
<b>Applications</b>	Western Blot, Immunohistochemistry, Immunohistochemistry-Paraffin, Immunoprecipitation
<b>Recommended Dilutions</b>	Western Blot 1:500-1:2000, Immunohistochemistry, Immunoprecipitation 1-5ul/mg of lysate, Immunohistochemistry-Paraffin 1:50-1:200

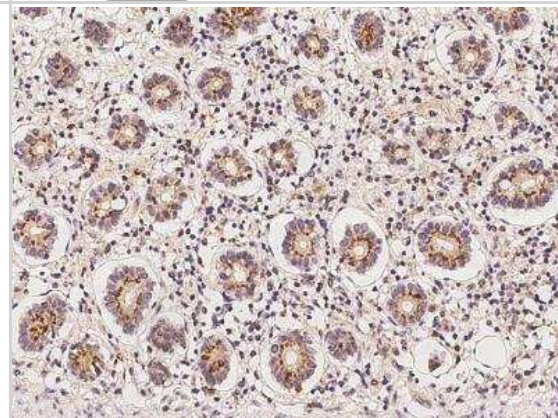


## Images

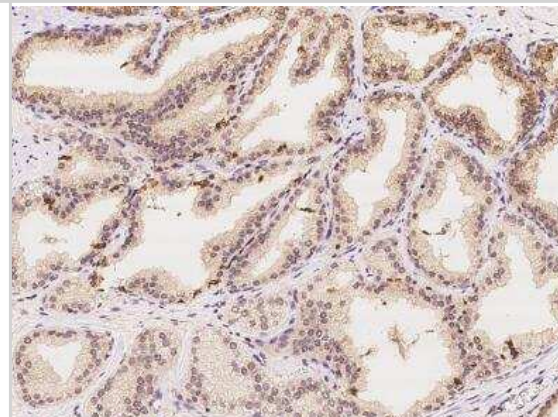
Western Blot: C3orf38 Antibody [NBP3-06505] - Lane A: U-251MG Whole Cell Lysates/proteins at 30 ug per lane. Secondary Goat Anti-Rabbit IgG (H+L)/HRP at 1/10000 dilution. Developed using the ECL technique. Performed under reducing conditions. Predicted band size:37 kDa Observed band size:37 kDa



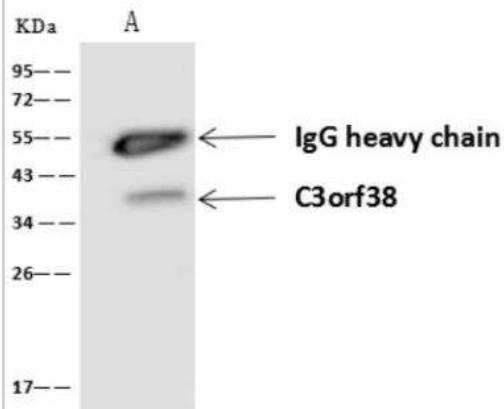
Immunohistochemistry-Paraffin: C3orf38 Antibody [NBP3-06505] - Staining of human C3orf38 in human small intestine with rabbit polyclonal antibody at 1:100 dilution.



Immunohistochemistry-Paraffin: C3orf38 Antibody [NBP3-06505] - Staining of human C3orf38 in human prostate with rabbit polyclonal antibody at 1:100 dilution.



Immunoprecipitation: C3orf38 Antibody [NBP3-06505] - Lane A:0.5 mg U-251MG Whole Cell Lysate 4 uL anti-C3orf38 rabbit polyclonal antibody and 60 ug of Immunomagnetic beads Protein A/G. Primary antibody: Anti-C3orf38 rabbit polyclonal antibody, at 1:100 dilution Secondary antibody: Goat Anti-Rabbit IgG (H+L)/HRP at 1/10000 dilution Developed using the ECL technique. Performed under reducing conditions. Predicted band size: 37 kDa Observed band size :37 kDa





### **Novus Biologicals USA**

10730 E. Briarwood Avenue  
Centennial, CO 80112  
USA  
Phone: 303.730.1950  
Toll Free: 1.888.506.6887  
Fax: 303.730.1966  
nb-customerservice@bio-techne.com

### **Bio-Techne Canada**

21 Canmotor Ave  
Toronto, ON M8Z 4E6  
Canada  
Phone: 905.827.6400  
Toll Free: 855.668.8722  
Fax: 905.827.6402  
canada.inquires@bio-techne.com

### **Bio-Techne Ltd**

19 Barton Lane  
Abingdon Science Park  
Abingdon, OX14 3NB, United Kingdom  
Phone: (44) (0) 1235 529449  
Free Phone: 0800 37 34 15  
Fax: (44) (0) 1235 533420  
info.EMEA@bio-techne.com

### **General Contact Information**

www.novusbio.com  
Technical Support: nb-technical@bio-  
techne.com  
Orders: nb-customerservice@bio-techne.com  
General: novus@novusbio.com

### **Limitations**

This product is for research use only and is not approved for use in humans or in clinical diagnosis. Primary Antibodies are guaranteed for 1 year from date of receipt.

For more information on our 100% guarantee, please visit [www.novusbio.com/guarantee](http://www.novusbio.com/guarantee)

Earn gift cards/discounts by submitting a review: [www.novusbio.com/reviews/submit/NBP3-06505](http://www.novusbio.com/reviews/submit/NBP3-06505)

Earn gift cards/discounts by submitting a publication using this product:  
[www.novusbio.com/publications](http://www.novusbio.com/publications)

